



CENTER ON LAW & PUBLIC FINANCE

REINVESTING IN AMERICA

The Bi-Partisan Build America Bonds





CENTER ON LAW & PUBLIC FINANCE

REINVESTING IN AMERICA

The Bi-Partisan Build America Bonds

Josh Ishimatsu MA JD (UCLA)
Michael Likosky JD DPhil (Oxford)
Joyce Miller MBA (NYU) MPhil (Columbia)

Made possible by the generous support of the



FORD FOUNDATION



CENTER ON LAW & PUBLIC FINANCE

Cohesive infrastructure and energy policy is essential for ensuring that America invests in what is needed to promote competitiveness, security, and opportunity; however, responsibilities for making decisions is fragmented across the federal government and also the states and localities, often in sector-based silos. Many of our most innovative financing ideas and programs are rarely discussed in a holistic way. This balkanization impedes our ability to engage in the types of coordinated planning essential for sound forward-looking investment decisions. The Center on Law & Public Finance assesses policy programs, financing devices, contractual arrangements, specific projects, and industry trends. It also provides capacity building to public officials and other key stakeholders on innovative financing mechanisms and contractual arrangements.

The work of the Center on Law & Public Finance is supported by the Ford Foundation and the Rockefeller Foundation. It is a center of the Social Science Research Council.

The Center on Law & Public Finance convenes the *Reinvesting in America Initiative* with the New York University's Institute for Public Knowledge. It is an ongoing public event and policy briefing series. Partners have included the California State Business, Transportation & Housing Agency, the California State Infrastructure and Economic Development Bank, Citizens Budget Commission, the Organization for Economic Cooperation and Development, Partnerships for New York City, and the Regional Planning Association. The *Reinvesting in America Initiative* has brought together organizations and leading figures from the US Department of Commerce, the US Department of Defense, the US Department of Transportation, the US Congress, the US Treasury Department, New York State Empire Development Corporation, California Treasurers Office, New York State Asset Maximization Commission, New Jersey Schools Development Authority, Brookings, Yale Law School, Columbia University Law School, as well as representatives of business and financial firms including AECOM, BLS Investments, Carlyle Group, Citi Infrastructure Investors, Ernst & Young, Lazard, KPMG, Meridiam, Moody's, Morgan Stanley, and Standard & Poor's. Associated publications include: [Obama's Bank: Financing a Durable New Deal](#) (Cambridge University Press 2010 – Michael Likosky) and the [Reinvesting in America Finance Intelligence Series](#) for policy-makers and key stakeholders. *For more information, contact michael.likosky@nyu.edu.*

Personnel

Michael Likosky, Director
Josh Ishimatsu, Senior Fellow
Joyce Miller, Senior Fellow



TABLE OF CONTENTS

1 Findings	pages 1-2
2 Appendix	pages 3-58

FINDINGS

REINVESTING IN AMERICA

The Bi-Partisan Build America Bonds

Congress is now deciding whether to extend the Build America Bond program. Increasingly, this deliberation is being presented as a partisan battle between Republicans and Democrats.

The Build America Bond program was designed to provide a vehicle for institutional investors with a long-term outlook to invest in American roads, water and sewage systems, energy, schools, and other infrastructure. Infrastructure projects generate approximately 60% of their jobs in the construction sector, along with significant numbers in manufacturing, retail, and trade. 90% of infrastructure jobs are middle class ones. It is also worth noting that the rate of unemployment in the construction sector stands at nearly 20%, well above the national average, which hovers at over 9%.

Build America Bond issuances finance infrastructure projects with substantial private and public employment. Unlike the shovel-ready projects financed through the American Recovery and Reinvestment Act, which were designed to get going quickly to avert a second Great Depression, Build America Bonds often finance major long term projects whose investment horizon is synced with a medium term business cycle. The longevity of these projects allows firms to plan ahead and make hiring decisions accordingly. As a result, Build America Bonds create certainty in the private sector across a range of industries.

Under the program, state and local governments issue taxable Build America Bonds, with part of the interest rate borne by the federal government, lowering the cost of borrowing to states and localities so that the cost is comparable to tax-exempt borrowing while opening up the sale of municipal securities to a new and larger investment market. This has made it possible for state and local governments to undertake major new projects to modernize their infrastructure, to enhance the local economy, and to provide vastly improved services to their business communities and residences.

Build America Bonds have been used across the country to carry out projects like the Seismic retrofit of the San Francisco-Oakland Bay Bridge, the extension of the Dallas Area Rapid Transit system, and the creation of affordable convenient options for higher education in New Jersey. Utah issued the largest amount of Build Americans per GDP of any state in the union, and Montana was the only state to have no issuances.

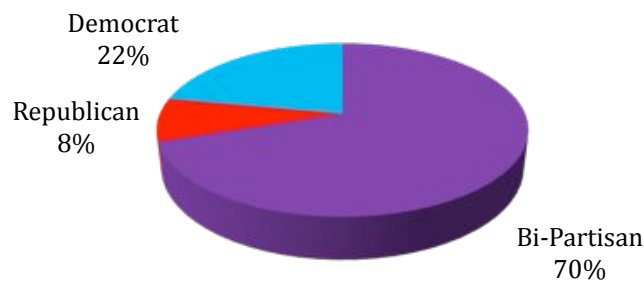
We analyzed over \$137 billion of Build America Bond projects across the country and every sector of the economy from the program's inception on April 1, 2009 to



October 4, 2010. **The Center on Law & Public Finance has found that the Build America Bonds are a squarely bipartisan program.**

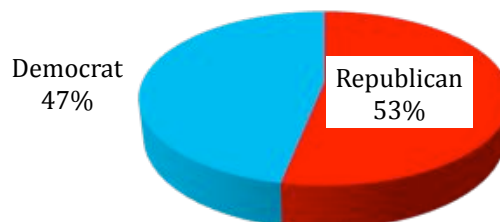
Most strikingly, **70%** of Build America Bonds financed bipartisan projects that are physically located in more than one jurisdiction, uniting the districts of both Republicans and Democrats. That is, Red and Blue districts have both benefited substantially from the economic boost supplied by the program.

CHART 1.
111TH CONGRESS, BY DISTRICT
BUILD AMERICA BOND ISSUANCES
BY DOLLAR VALUE



When it comes to Governors, the chief executive officers of states, the issuances were roughly even between parties: **53%** of issuances located in Republican Governor States and **46%** of the share of issuances located in Democratic Governor States.

CHART 2.
US GOVERNORS 2010
BUILD AMERICA BOND ISSUANCES
BY DOLLAR VALUE



APPENDIX

NATIONAL & STATE-BY-STATE BREAKDOWN

The Bi-Partisan Build America Bonds

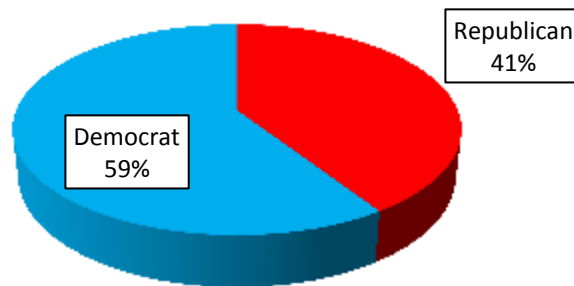


National Total (Includes Territories)

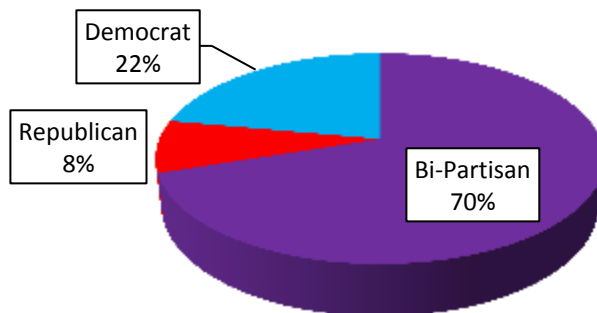
Build America Bonds by Political Party of Congressional District, 111th Congress

Total Population:	310,973,844		
Total Value of Bonds:	\$137,753,882,000	Bond Value per Capita:	\$443.0
Total Bond Issuances:	1,774	Bond Value per Issue:	\$77,651,568
	Multi-District, Multi-Partisan Bond Value per Issue:		\$146,550,725
	Red Districts, Bond Value per Issue:		\$20,906,868
	Blue Districts, Bond Value per Issue:		\$51,770,726

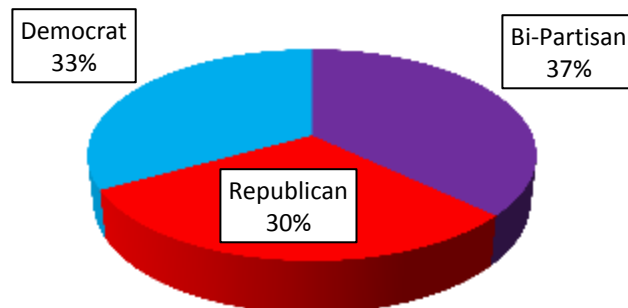
US House of Representatives, 111th Congress, by Party



Bond Issuance, by Party of District Benefited by Bonds, Total Value of Bonds Issued



Bond Issuance, by Party of District Benefited by Bonds, Number of Issuances

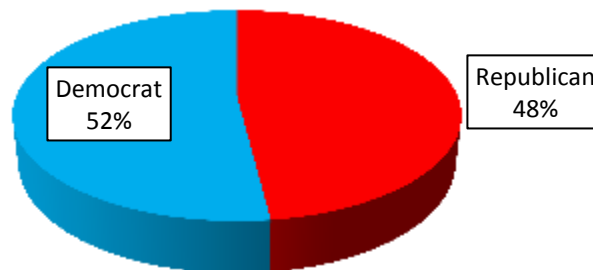


National Total (Includes Territories)

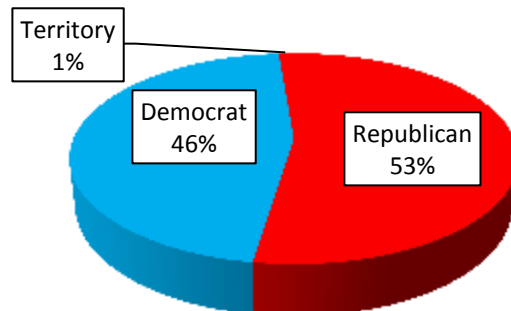
Build America Bonds by Political Party of State Governor in 2010

Total Population:	310,973,844	Bond Value per Capita:	\$443.0
Total Value of Bonds:	\$137,753,882,000	Bond Value per Issue:	\$77,651,568
Total Bond Issuances:	1,774	Red States, Bond Value per Issue:	\$105,143,389
		Blue States, Bond Value per Issue:	\$59,108,974
		Territories/Districts Bond Value per Issue:	\$200,100,000

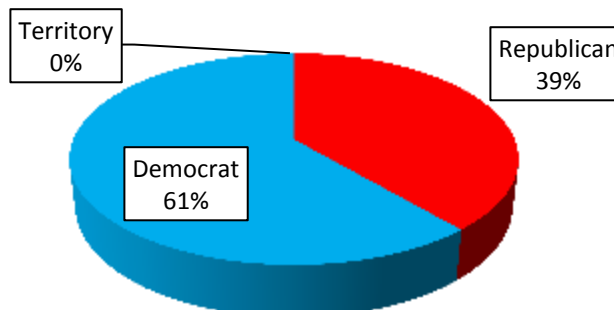
National Political Composition by Party of Governor in 2010



Bond Issuance, by Party of Governor of State Benefited by Bonds, Total Value of Bonds Issued



Bond Issuance, by Party of Governor of Benefited by Bonds, Number of Issuances



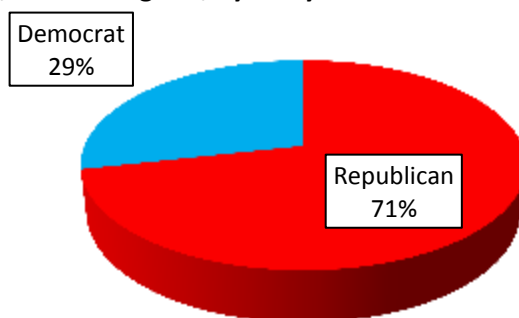
Alabama

Build America Bonds by Political Party of Congressional District, 111th Congress

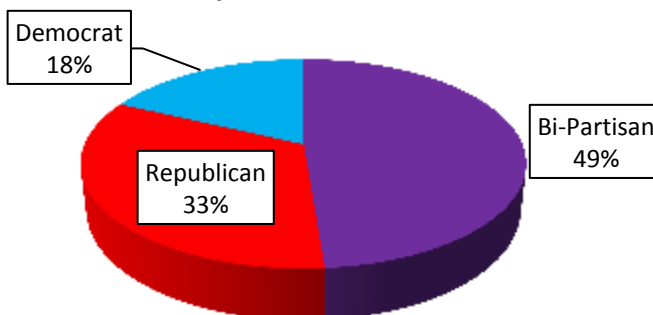
Governor: Bob Ray (R)
Senator #1: Richard Shelby (R)
Senator #2: Jeff Sessions (R)

Total Population:	4,708,708		
Total Value of Bonds:	\$335,185,000	Bond Value per Capita:	\$71.2
Total Bond Issuances:	11	Bond Value per Issue:	\$30,471,364
	Multi-District, Multi-Partisan	Bond Value per Issue:	\$81,707,500
	Red Districts,	Bond Value per Issue:	\$15,941,429
	Blue Districts,	Bond Value per Issue:	\$30,090,000

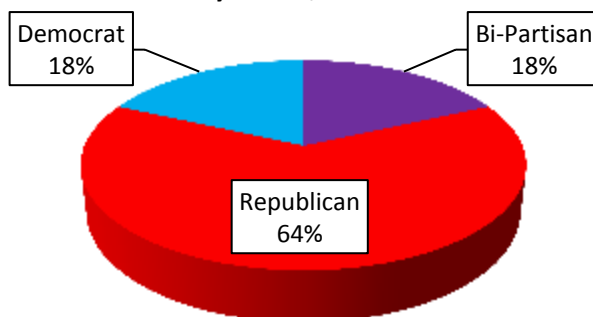
US House of Representatives, 111th Congress, by Party



Bond Issuance, by Party of District Benefited by Bonds, Total Value of Bonds Issued



Bond Issuance, by Party of District Benefited by Bonds, Number of Issuances



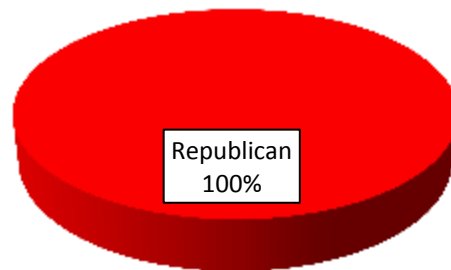
Alaska

Build America Bonds by Political Party of Congressional District, 111th Congress

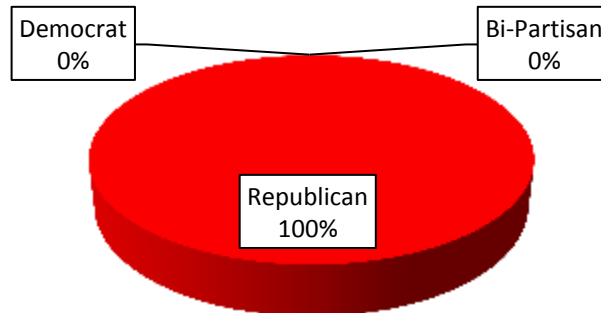
Governor: Sean Parnell (R)
Senator #1: Lisa Murkowski (R)
Senator #2: Mark Begich (D)

Total Population:	698,473		
Total Value of Bonds:	\$238,125,000	Bond Value per Capita:	\$340.9
Total Bond Issuances:	4	Bond Value per Issue:	\$59,531,250
	Multi-District,Multi-Partisan	Bond Value per Issue:	NA
	Red Districts,	Bond Value per Issue:	\$59,531,250
	Blue Districts,	Bond Value per Issue:	NA

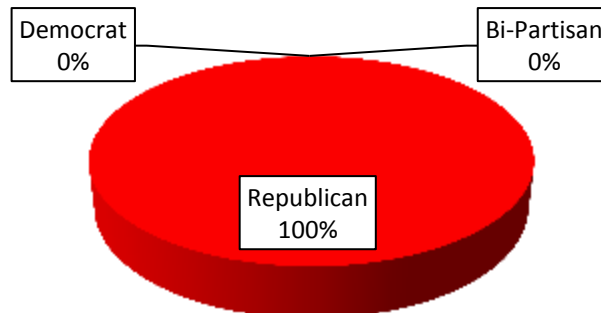
US House of Representatives, 111th Congress, by Party



Bond Issuance, by Party of District Benefited by Bonds, Total Value of Bonds Issued



Bond Issuance, by Party of District Benefited by Bonds, Number of Issuances



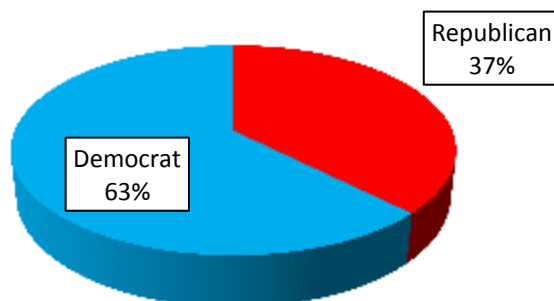
Arizona

Build America Bonds by Political Party of Congressional District, 111th Congress

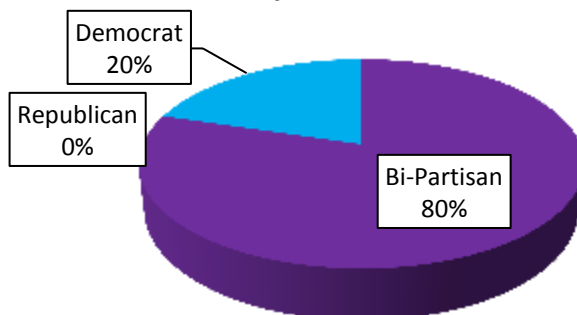
Governor: Jan Brewer (R)
Senator #1: John McCain (R)
Senator #2: John Kyl (R)

Total Population:	6,595,778		
Total Value of Bonds:	\$1,901,710,000	Bond Value per Capita:	\$288.3
Total Bond Issuances:	36	Bond Value per Issue:	\$52,825,278
	Multi-District, Multi-Partisan	Bond Value per Issue:	\$101,130,667
	Red Districts,	Bond Value per Issue:	NA
	Blue Districts,	Bond Value per Issue:	\$18,321,429

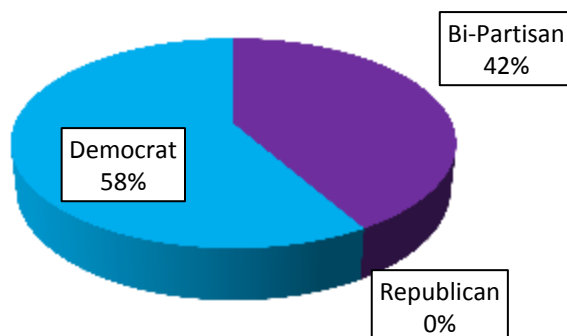
US House of Representatives, 111th Congress, by Party



Bond Issuance, by Party of District Benefited by Bonds, Total Value of Bonds Issued



Bond Issuance, by Party of District Benefited by Bonds, Number of Issuances



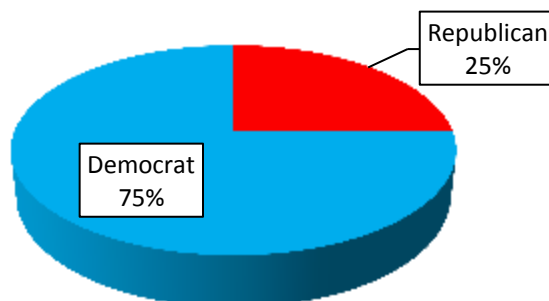
Arkansas

Build America Bonds by Political Party of Congressional District, 111th Congress

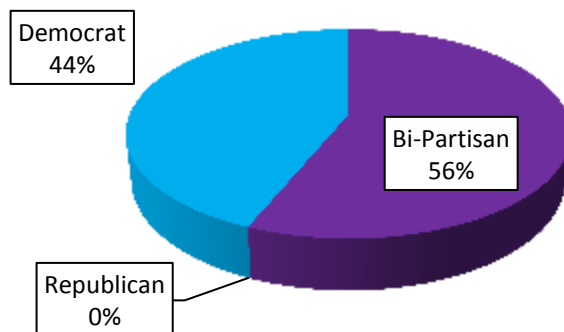
Governor: Mike Beebe (D)
Senator #1: Blanche Lincoln (D)
Senator #2: Mark Pryor (D)

Total Population:	2,889,450		
Total Value of Bonds:	\$34,720,000	Bond Value per Capita:	\$12.0
Total Bond Issuances:	2	Bond Value per Issue:	\$17,360,000
	Multi-District, Multi-Partisan	Bond Value per Issue:	\$19,520,000
	Red Districts,	Bond Value per Issue:	NA
	Blue Districts,	Bond Value per Issue:	\$15,200,000

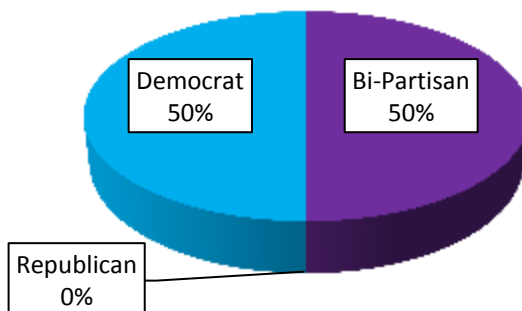
US House of Representatives, 111th Congress, by Party



Bond Issuance, by Party of District Benefited by Bonds, Total Value of Bonds Issued



Bond Issuance, by Party of District Benefited by Bonds, Number of Issuances



California

Build America Bonds by Political Party of Congressional District, 111th Congress

Governor: Arnold Schwarzenegger (R)

Senator #1: Dianne Feinstein (D)

Senator #2: Barbara Boxer (D)

Total Population: 36,961,664

Total Value of Bonds: \$27,976,770,000

Total Bond Issuances: 119

Bond Value per Capita: \$756.9

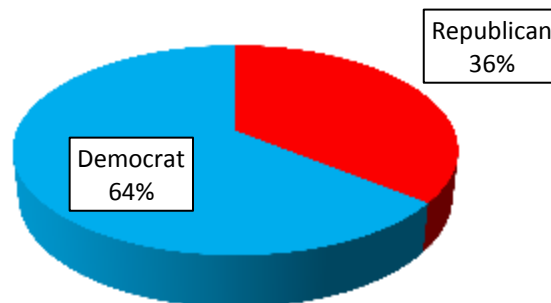
Bond Value per Issue: \$235,098,908

Multi-District, Multi-Partisan Bond Value per Issue: \$362,848,103

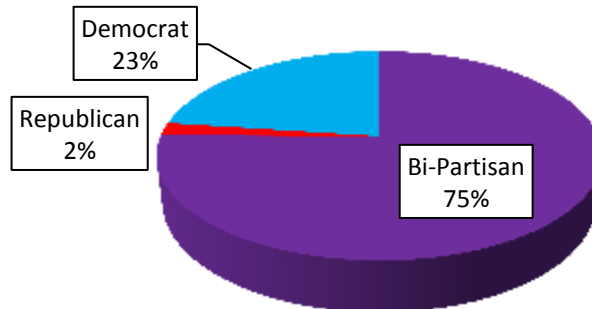
Red Districts, Bond Value per Issue: \$32,054,706

Blue Districts, Bond Value per Issue: \$145,151,136

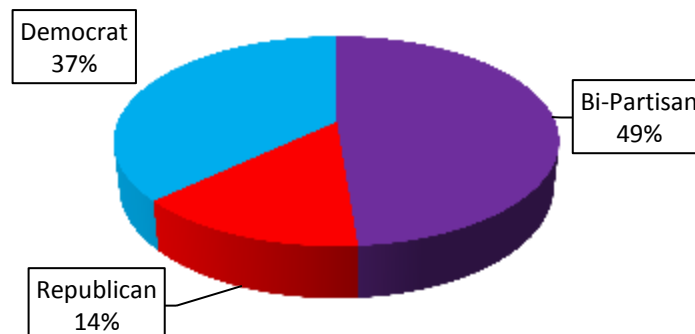
US House of Representatives, 111th Congress, by Party



Bond Issuance, by Party of District Benefited by Bonds, Total Value of Bonds Issued



Bond Issuance, by Party of District Benefited by Bonds, Number of Issuances



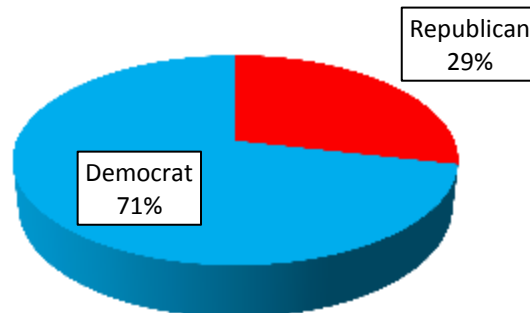
Colorado

Build America Bonds by Political Party of Congressional District, 111th Congress

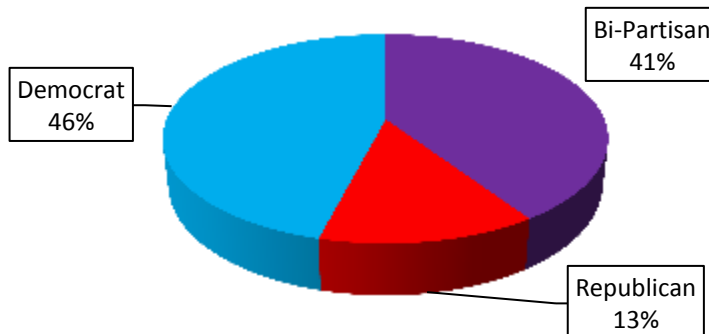
Governor: Bill Ritter (R)
Senator #1: Mark Udall (D)
Senator #2: Michael Bennet (D)

Total Population:	5,024,748		
Total Value of Bonds:	\$2,858,675,000	Bond Value per Capita:	\$568.9
Total Bond Issuances:	47	Bond Value per Issue:	\$60,822,872
		Multi-District, Multi-Partisan Bond Value per Issue:	\$72,572,500
		Red Districts, Bond Value per Issue:	\$76,752,000
		Blue Districts, Bond Value per Issue:	\$50,529,038

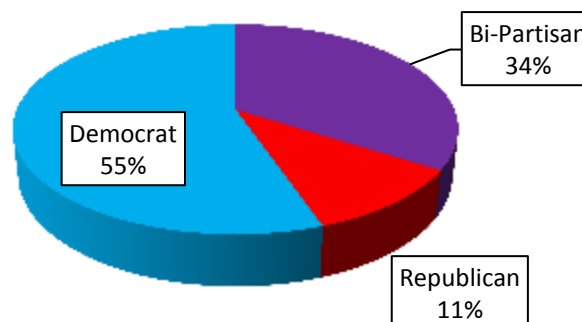
US House of Representatives, 111th Congress, by Party



Bond Issuance, by Party of District Benefited by Bonds, Total Value of Bonds Issued



Bond Issuance, by Party of District Benefited by Bonds, Number of Issuances



Connecticut

Build America Bonds by Political Party of Congressional District, 111th Congress

Governor: Jodi Rell (R)

Senator #1: Chris Dodd (D)

Senator #2: Joe Lieberman (I)

Total Population: 3,518,288

Total Value of Bonds: \$1,164,145,000

Total Bond Issuances: 12

Bond Value per Capita:

\$330.9

Bond Value per Issue:

\$97,012,083

Multi-District, Multi-Partisan Bond Value per Issue:

NA

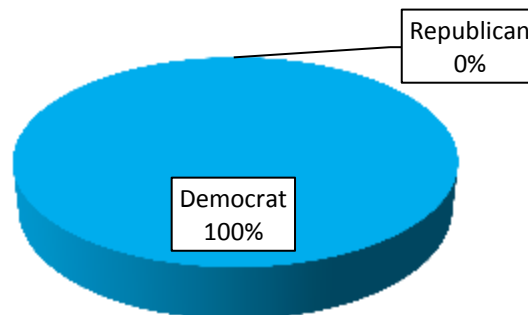
Red Districts, Bond Value per Issue:

NA

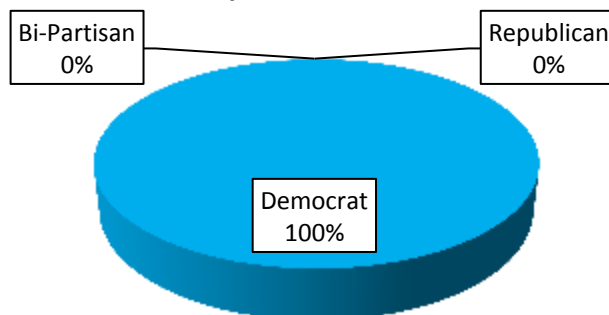
Blue Districts, Bond Value per Issue:

\$97,012,083

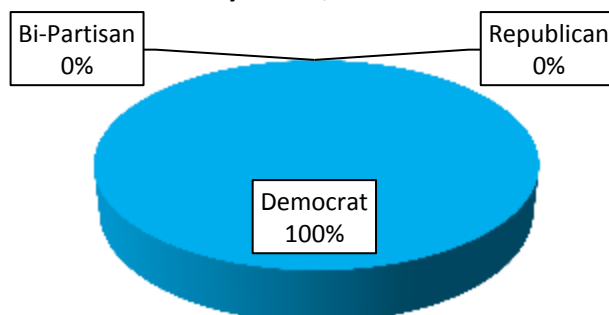
US House of Representatives, 111th Congress, by Party



Bond Issuance, by Party of District Benefited by Bonds, Total Value of Bonds Issued



Bond Issuance, by Party of District Benefited by Bonds, Number of Issuances



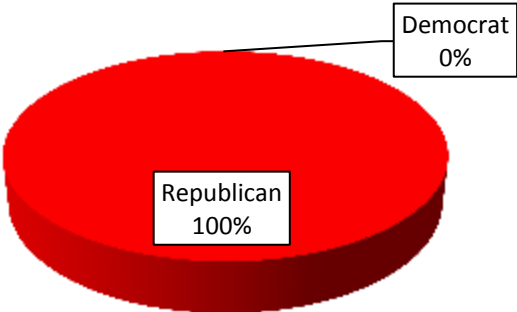
Delaware

Build America Bonds by Political Party of Congressional District, 111th Congress

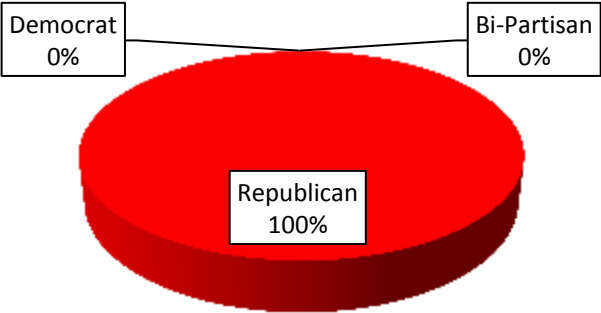
Governor: Jack Markell (D)
Senator #1: Tom Carper (D)
Senator #2: Ted Kaufman (D)

Total Population:	885,122		
Total Value of Bonds:	\$198,170,000	Bond Value per Capita:	\$223.9
Total Bond Issuances:	2	Bond Value per Issue:	\$99,085,000
	Multi-District,Multi-Partisan	Bond Value per Issue:	NA
	Red Districts,	Bond Value per Issue:	\$99,085,000
	Blue Districts,	Bond Value per Issue:	NA

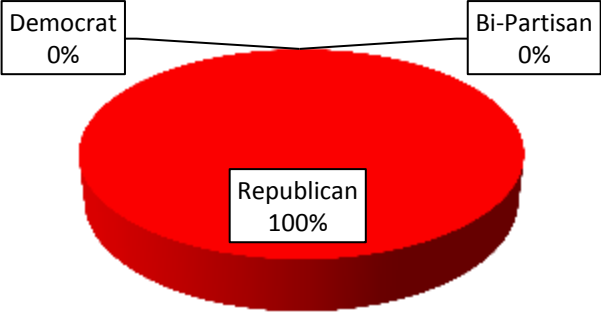
US House of Representatives, 111th Congress, by Party



Bond Issuance, by Party of District Benefited by Bonds, Total Value of Bonds Issued



Bond Issuance, by Party of District Benefited by Bonds, Number of Issuances



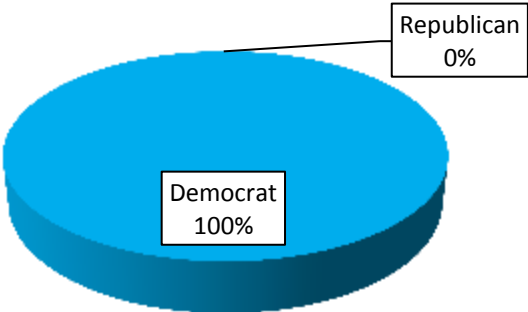
District of Columbia

Build America Bonds by Political Party of Congressional District, 111th Congress

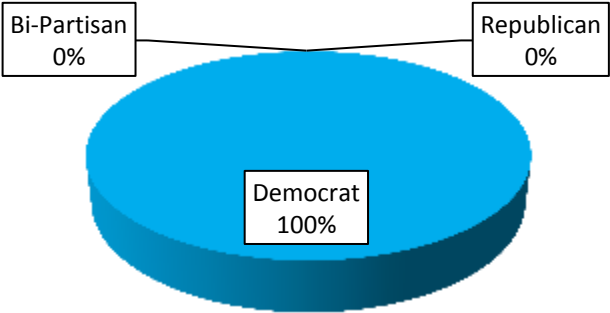
Governor: NA
Senator #1: NA
Senator #2: NA

Total Population:	599,657		
Total Value of Bonds:	\$1,106,290,000	Bond Value per Capita:	\$1,844.9
Total Bond Issuances:	4	Bond Value per Issue:	\$276,572,500
	Multi-District,Multi-Partisan	Bond Value per Issue:	NA
	Red Districts,	Bond Value per Issue:	NA
	Blue Districts,	Bond Value per Issue:	\$276,572,500

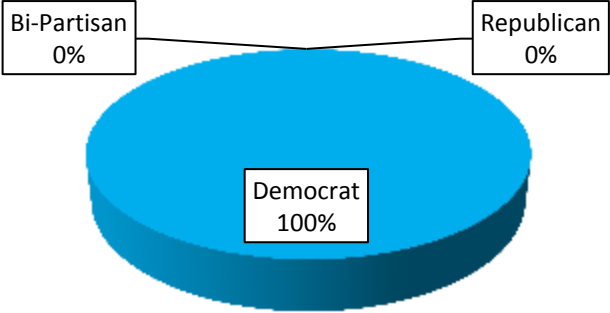
US House of Representatives, 111th Congress, by Party



Bond Issuance, by Party of District Benefited by Bonds, Total Value of Bonds Issued



Bond Issuance, by Party of District Benefited by Bonds, Number of Issuances



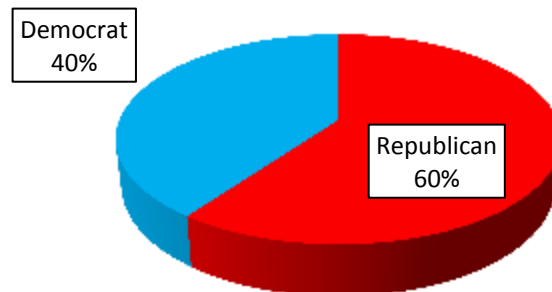
Florida

Build America Bonds by Political Party of Congressional District, 111th Congress

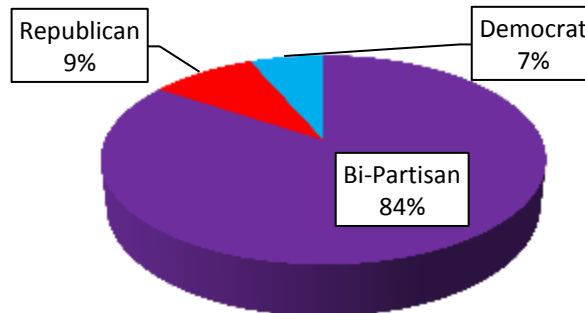
Governor: Charlie Crist (R)
Senator #1: George LeMieux (R)
Senator #2: Bill Nelson (D)

Total Population:	18,537,969		
Total Value of Bonds:	\$4,849,340,000	Bond Value per Capita:	\$261.6
Total Bond Issuances:	59	Bond Value per Issue:	\$82,192,203
		Multi-District, Multi-Partisan Bond Value per Issue:	\$99,872,561
		Red Districts, Bond Value per Issue:	\$40,146,818
		Blue Districts, Bond Value per Issue:	\$44,707,143

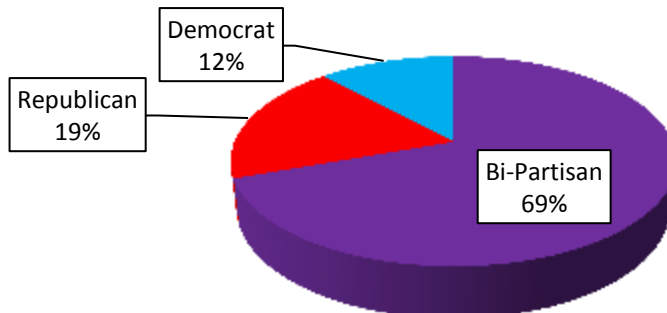
US House of Representatives, 111th Congress, by Party



Bond Issuance, by Party of District Benefited by Bonds, Total Value of Bonds Issued



Bond Issuance, by Party of District Benefited by Bonds, Number of Issuances



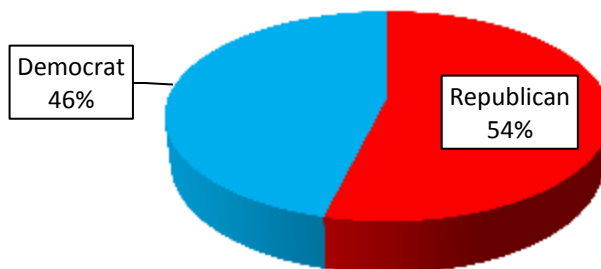
Georgia

Build America Bonds by Political Party of Congressional District, 111th Congress

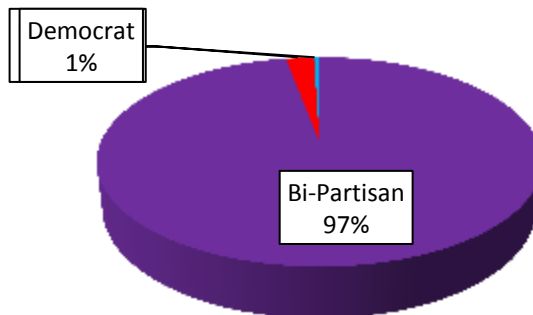
Governor: Sonny Perdue (R)
Senator #1: Saxby Chambliss (R)
Senator #2: John Isakson (R)

Total Population:	9,829,211		
Total Value of Bonds:	\$3,487,675,000	Bond Value per Capita:	\$354.8
Total Bond Issuances:	15	Bond Value per Issue:	\$232,511,667
	Multi-District, Multi-Partisan	Bond Value per Issue:	\$423,151,875
	Red Districts,	Bond Value per Issue:	\$16,905,000
	Blue Districts,	Bond Value per Issue:	\$8,967,500

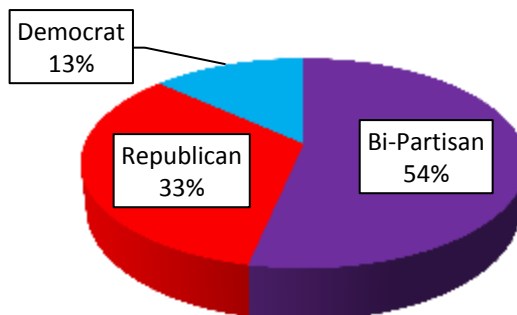
US House of Representatives, 111th Congress, by Party



Bond Issuance, by Party of District Benefited by Bonds, Total Value of Bonds Issued



Bond Issuance, by Party of District Benefited by Bonds, Number of Issuances



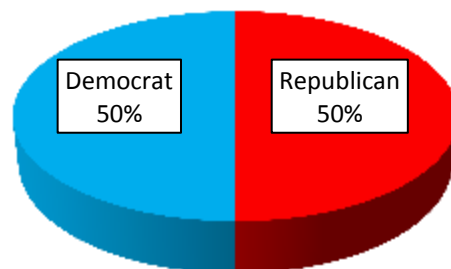
Hawaii

Build America Bonds by Political Party of Congressional District, 111th Congress

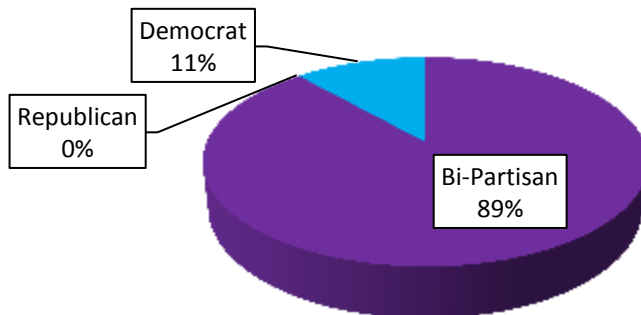
Governor: Linda Lingle (R)
Senator #1: Daniel Inouye (D)
Senator #2: Daniel Akaka (D)

Total Population:	1,295,178		
Total Value of Bonds:	\$937,825,000	Bond Value per Capita:	\$724.1
Total Bond Issuances:	5	Bond Value per Issue:	\$187,565,000
		Multi-District, Multi-Partisan Bond Value per Issue:	\$207,497,500
		Red Districts, Bond Value per Issue:	NA
		Blue Districts, Bond Value per Issue:	\$107,835,000

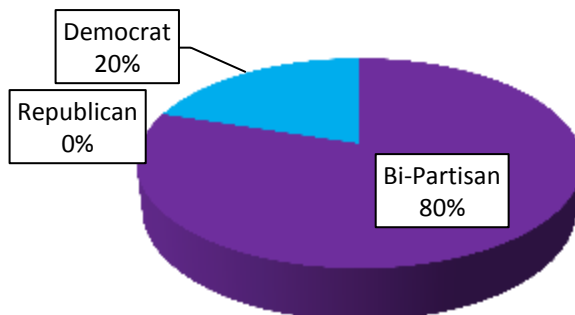
US House of Representatives, 111th Congress, by Party



Bond Issuance, by Party of District Benefited by Bonds, Total Value of Bonds Issued



Bond Issuance, by Party of District Benefited by Bonds, Number of Issuances



Idaho

Build America Bonds by Political Party of Congressional District, 111th Congress

Governor: Butch Otter (R)

Senator #1: Mike Crapo (D)

Senator #2: Jim Risch (D)

Total Population: 1,545,801

Total Value of Bonds: \$133,210,000

Total Bond Issuances: 5

Bond Value per Capita: \$86.2

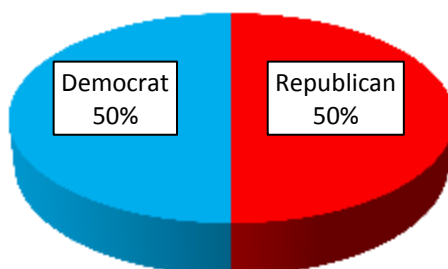
Bond Value per Issue: \$26,642,000

Multi-District, Multi-Partisan Bond Value per Issue: \$27,851,250

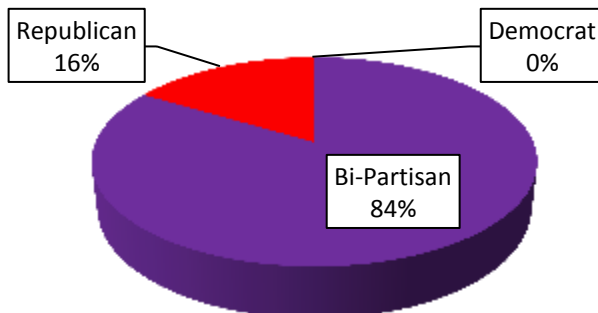
Red Districts, Bond Value per Issue: \$21,805,000

Blue Districts, Bond Value per Issue: #DIV/0!

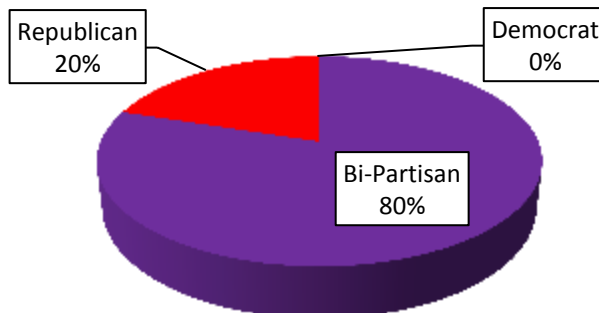
US House of Representatives, 111th Congress, by Party



Bond Issuance, by Party of District Benefited by Bonds, Total Value of Bonds Issued



Bond Issuance, by Party of District Benefited by Bonds, Number of Issuances



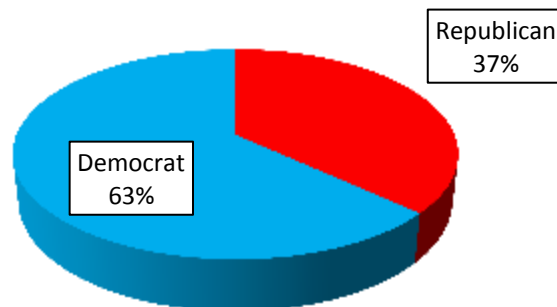
Illinois

Build America Bonds by Political Party of Congressional District, 111th Congress

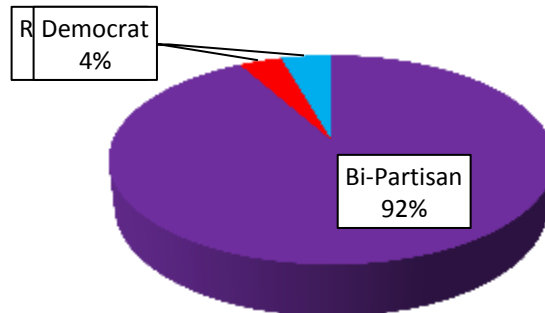
Governor: Pat Quinn (D)
Senator #1: Dick Durbin (D)
Senator #2: Roland Burris (D)

Total Population:	12,910,409		
Total Value of Bonds:	\$9,499,306,000	Bond Value per Capita:	\$735.8
Total Bond Issuances:	180	Bond Value per Issue:	\$52,773,922
		Multi-District, Multi-Partisan Bond Value per Issue:	\$86,411,436
		Red Districts, Bond Value per Issue:	\$11,744,000
		Blue Districts, Bond Value per Issue:	\$8,559,816

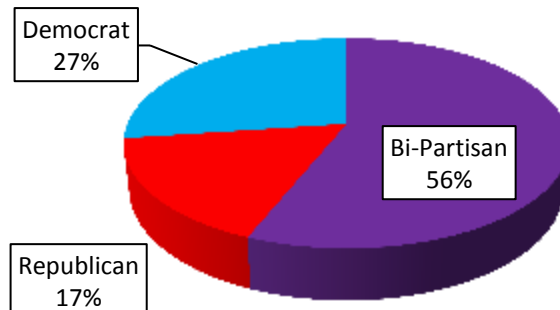
US House of Representatives, 111th Congress, by Party



Bond Issuance, by Party of District Benefited by Bonds, Total Value of Bonds Issued



Bond Issuance, by Party of District Benefited by Bonds, Number of Issuances



Indiana

Build America Bonds by Political Party of Congressional District, 111th Congress

Governor: Mitch Daniels (R)

Senator #1: Richard Lugar (R)

Senator #2: Evan Bayh (D)

Total Population: 6,423,113

Total Value of Bonds: \$1,787,719,000

Total Bond Issuances: 29

Bond Value per Capita: \$278.3

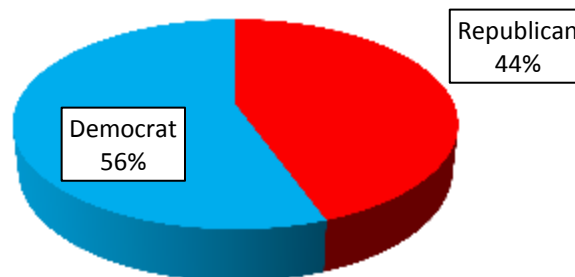
Bond Value per Issue: \$61,645,483

Multi-District, Multi-Partisan Bond Value per Issue: \$60,917,000

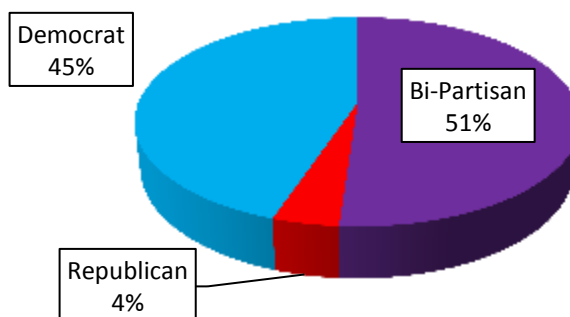
Red Districts, Bond Value per Issue: \$24,270,000

Blue Districts, Bond Value per Issue: \$72,832,182

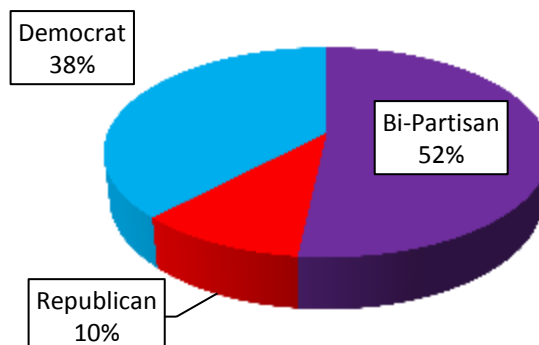
US House of Representatives, 111th Congress, by Party



Bond Issuance, by Party of District Benefited by Bonds, Total Value of Bonds Issued



Bond Issuance, by Party of District Benefited by Bonds, Number of Issuances



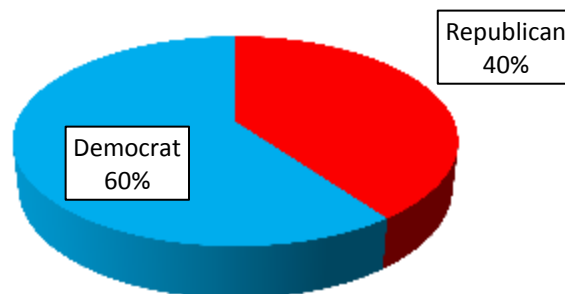
Iowa

Build America Bonds by Political Party of Congressional District, 111th Congress

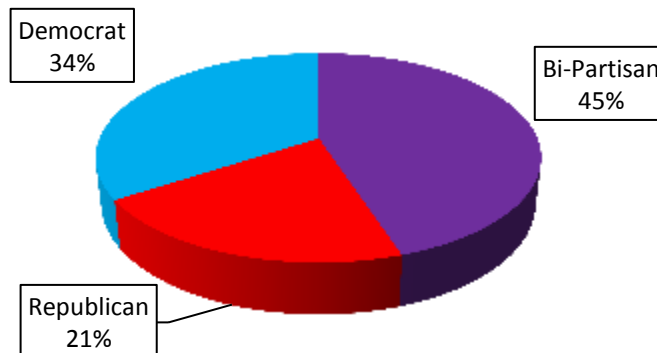
Governor: Chet Culver (D)
Senator #1: Chuck Grassley (R)
Senator #2: Tom Harkin (D)

Total Population:	3,007,857		
Total Value of Bonds:	\$557,605,000	Bond Value per Capita:	\$185.4
Total Bond Issuances:	35	Bond Value per Issue:	\$15,931,571
		Multi-District, Multi-Partisan Bond Value per Issue:	\$83,518,333
		Red Districts, Bond Value per Issue:	\$8,928,462
		Blue Districts, Bond Value per Issue:	\$10,051,579

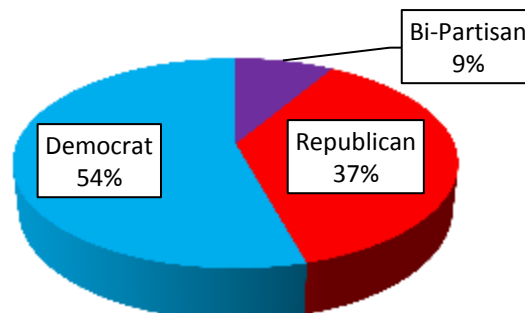
US House of Representatives, 111th Congress, by Party



Bond Issuance, by Party of District Benefited by Bonds, Total Value of Bonds Issued



Bond Issuance, by Party of District Benefited by Bonds, Number of Issuances



Kansas

Build America Bonds by Political Party of Congressional District, 111th Congress

Governor: Mark Parkinson (D)

Senator #1: Sam Brownback (R)

Senator #2: Pat Roberts (R)

Total Population: 2,818,747

Total Value of Bonds: \$1,505,170,000

Total Bond Issuances: 51

Bond Value per Capita: \$534.0

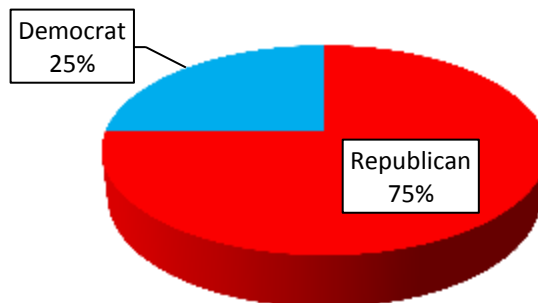
Bond Value per Issue: \$29,513,137

Multi-District, Multi-Partisan Bond Value per Issue: \$48,119,615

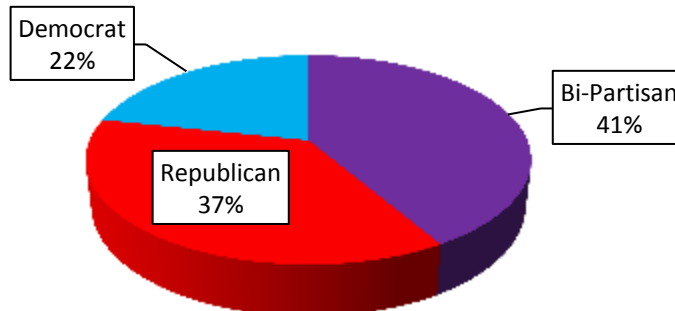
Red Districts, Bond Value per Issue: \$23,094,792

Blue Districts, Bond Value per Issue: \$23,238,571

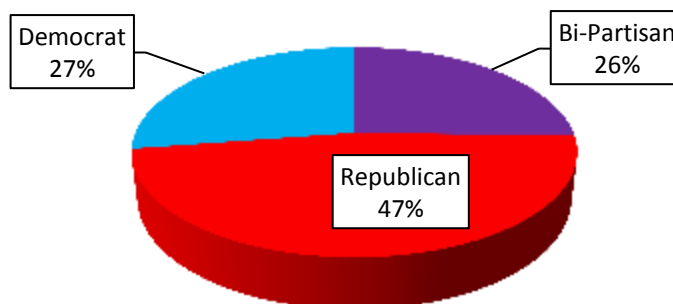
US House of Representatives, 111th Congress, by Party



Bond Issuance, by Party of District Benefited by Bonds, Total Value of Bonds Issued



Bond Issuance, by Party of District Benefited by Bonds, Number of Issuances



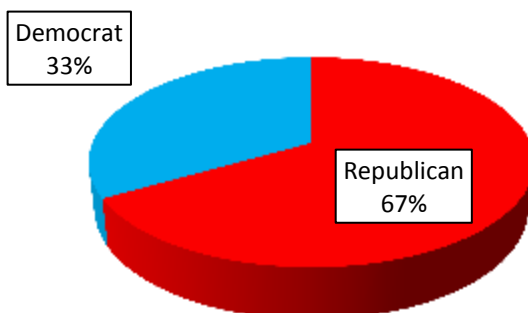
Kentucky

Build America Bonds by Political Party of Congressional District, 111th Congress

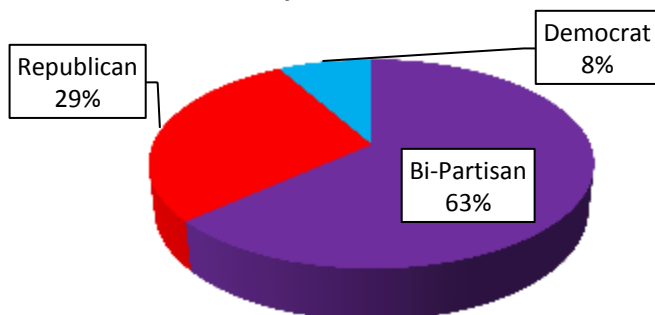
Governor: Steve Beshear (D)
Senator #1: Mitch McConnell (R)
Senator #2: Jim Bunning (R)

Total Population:	4,314,113		
Total Value of Bonds:	\$2,120,125,000	Bond Value per Capita:	\$491.4
Total Bond Issuances:	81	Bond Value per Issue:	\$26,174,383
	Multi-District, Multi-Partisan	Bond Value per Issue:	\$103,281,923
	Red Districts,	Bond Value per Issue:	\$10,243,898
	Blue Districts,	Bond Value per Issue:	\$19,230,000

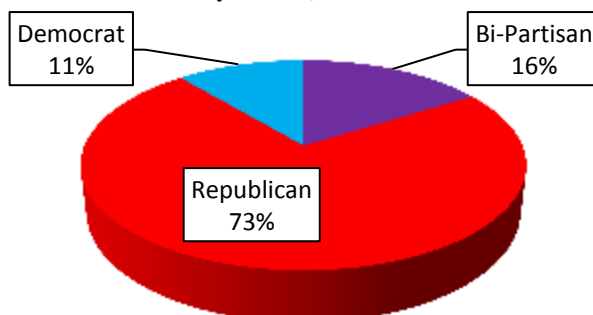
US House of Representatives, 111th Congress, by Party



Bond Issuance, by Party of District Benefited by Bonds, Total Value of Bonds Issued



Bond Issuance, by Party of District Benefited by Bonds, Number of Issuances



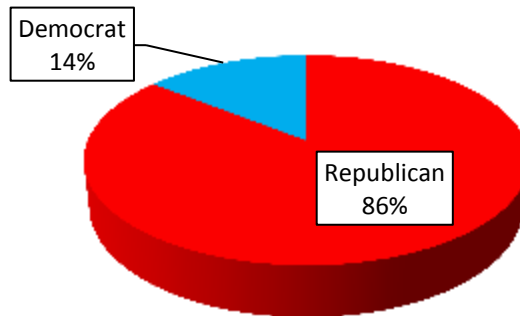
Louisiana

Build America Bonds by Political Party of Congressional District, 111th Congress

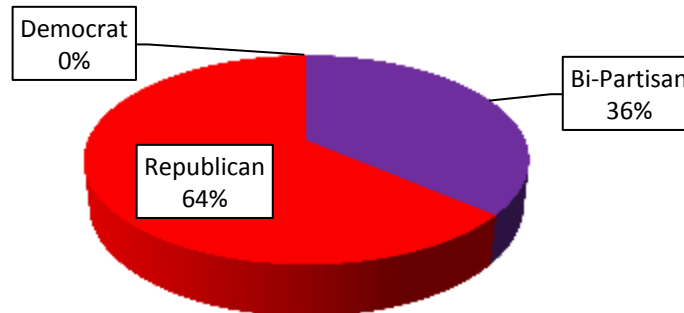
Governor: Bobby Jindal (R)
Senator #1: David Vitter (R)
Senator #2: Mary Landrieu (D)

Total Population:	4,492,076		
Total Value of Bonds:	\$949,155,000	Bond Value per Capita:	\$211.3
Total Bond Issuances:	9	Bond Value per Issue:	\$105,461,667
	Multi-District, Multi-Partisan	Bond Value per Issue:	\$86,101,250
	Red Districts,	Bond Value per Issue:	\$120,950,000
	Blue Districts,	Bond Value per Issue:	NA

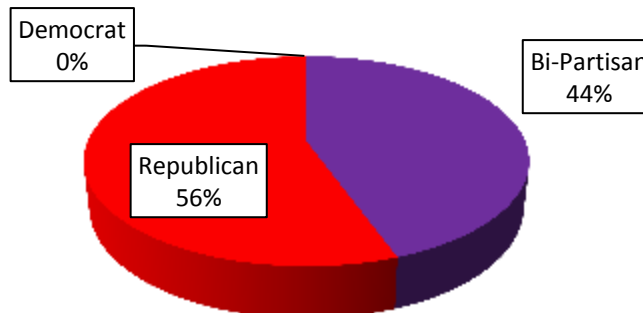
US House of Representatives, 111th Congress, by Party



Bond Issuance, by Party of District Benefited by Bonds, Total Value of Bonds Issued



Bond Issuance, by Party of District Benefited by Bonds, Number of Issuances



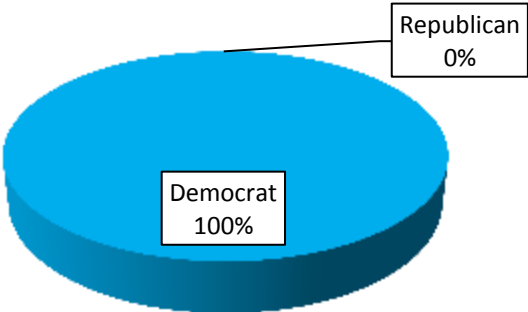
Maine

Build America Bonds by Political Party of Congressional District, 111th Congress

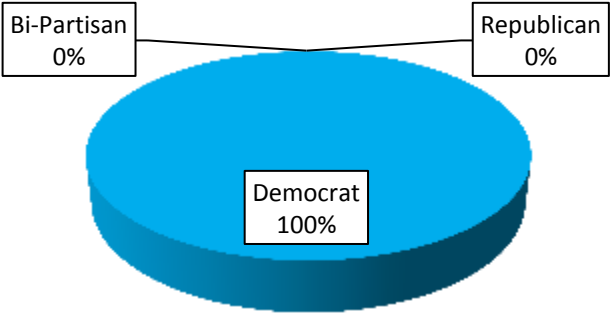
Governor: John Baldacci (D)
Senator #1: Olympia Snowe (R)
Senator #2: Susan Collins (R)

Total Population:	1,318,301		
Total Value of Bonds:	\$22,765,000	Bond Value per Capita:	\$17.3
Total Bond Issuances:	1	Bond Value per Issue:	\$22,765,000
	Multi-District,Multi-Partisan	Bond Value per Issue:	NA
	Red Districts,	Bond Value per Issue:	NA
	Blue Districts,	Bond Value per Issue:	\$22,765,000

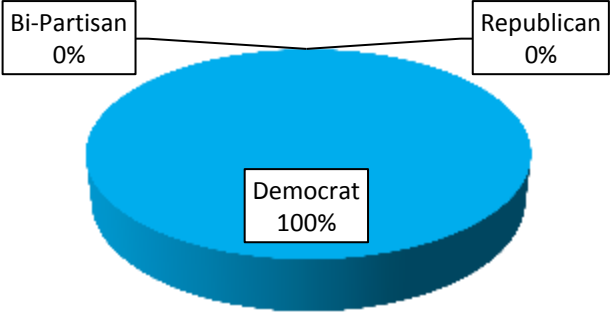
US House of Representatives, 111th Congress, by Party



Bond Issuance, by Party of District Benefited by Bonds, Total Value of Bonds Issued



Bond Issuance, by Party of District Benefited by Bonds, Number of Issuances



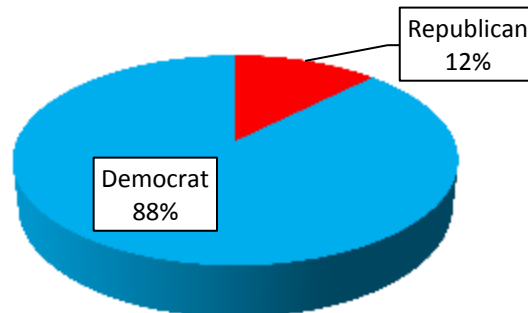
Maryland

Build America Bonds by Political Party of Congressional District, 111th Congress

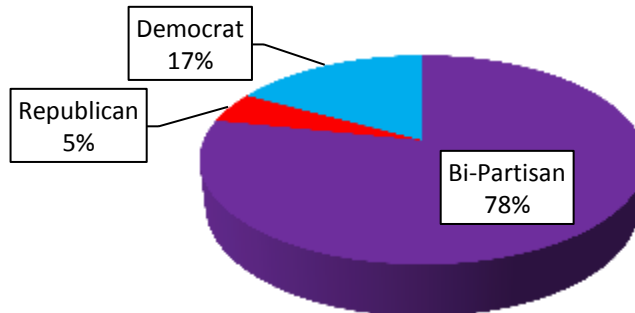
Governor: Martin O'Malley (D)
Senator #1: Barbara Mikulski (D)
Senator #2: Ben Cardin (D)

Total Population:	5,699,478		
Total Value of Bonds:	\$3,073,015,000	Bond Value per Capita:	\$539.2
Total Bond Issuances:	34	Bond Value per Issue:	\$90,382,794
	Multi-District, Multi-Partisan	Bond Value per Issue:	\$160,337,000
	Red Districts,	Bond Value per Issue:	\$36,611,250
	Blue Districts,	Bond Value per Issue:	\$34,767,667

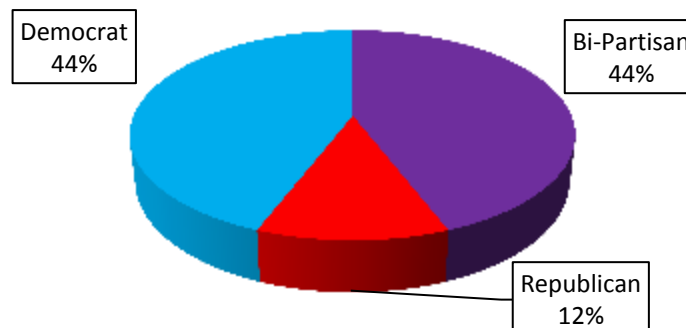
US House of Representatives, 111th Congress, by Party



Bond Issuance, by Party of District Benefited by Bonds, Total Value of Bonds Issued



Bond Issuance, by Party of District Benefited by Bonds, Number of Issuances



Massachusetts

Build America Bonds by Political Party of Congressional District, 111th Congress

Governor: Deval Patrick (D)

Senator #1: John Kerry (D)

Senator #2: Scott Brown (R)

Total Population: 6,593,587

Total Value of Bonds: \$3,113,520,000

Total Bond Issuances: 10

Bond Value per Capita:

\$472.2

Bond Value per Issue:

\$311,352,000

Multi-District, Multi-Partisan Bond Value per Issue:

NA

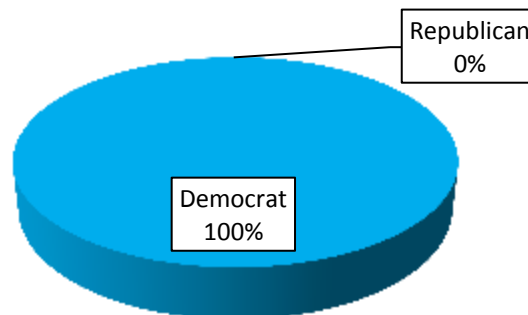
Red Districts, Bond Value per Issue:

NA

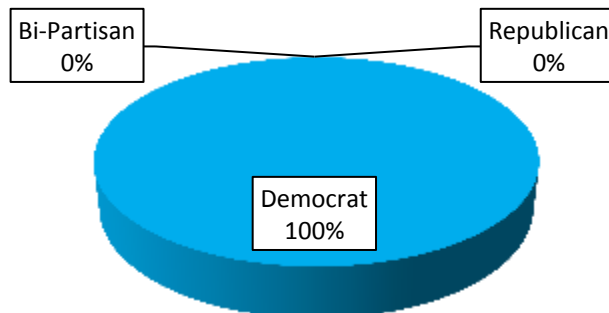
Blue Districts, Bond Value per Issue:

\$311,352,000

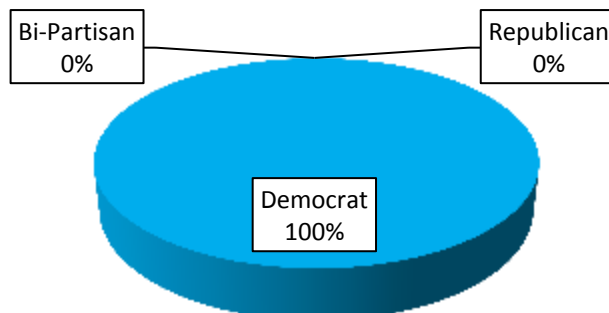
US House of Representatives, 111th Congress, by Party



Bond Issuance, by Party of District Benefited by Bonds, Total Value of Bonds Issued



Bond Issuance, by Party of District Benefited by Bonds, Number of Issuances



Michigan

Build America Bonds by Political Party of Congressional District, 111th Congress

Governor: Jennifer Granholm (D)

Senator #1: Carl Levin (D)

Senator #2: Debbie Stabenow (D)

Total Population: 9,969,727

Total Value of Bonds: \$2,323,745,000

Total Bond Issuances: 65

Bond Value per Capita: \$233.1

Bond Value per Issue: \$35,749,923

Multi-District, Multi-Partisan Bond Value per Issue: \$68,188,250

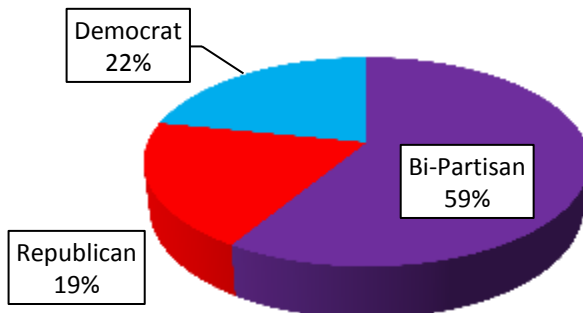
Red Districts, Bond Value per Issue: \$17,424,038

Blue Districts, Bond Value per Issue: \$26,681,842

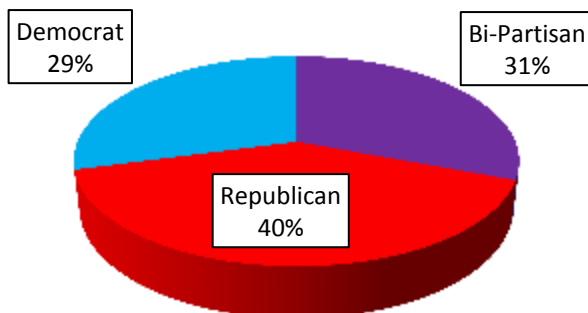
US House of Representatives, 111th Congress, by Party



Bond Issuance, by Party of District Benefited by Bonds, Total Value of Bonds Issued



Bond Issuance, by Party of District Benefited by Bonds, Number of Issuances



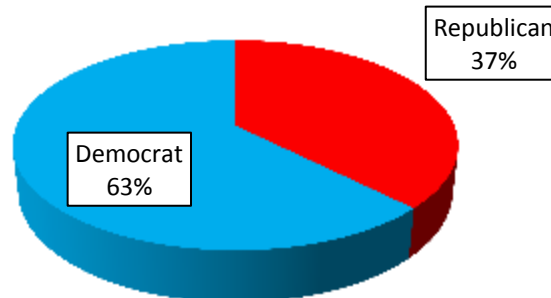
Minnesota

Build America Bonds by Political Party of Congressional District, 111th Congress

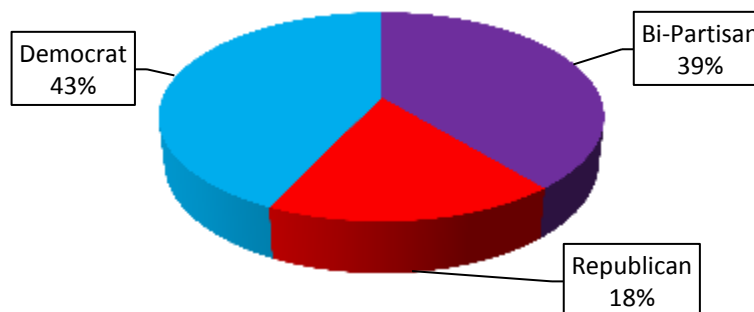
Governor: Tim Pawlenty (R)
Senator #1: Amy Klobuchar (D)
Senator #2: Al Franken (D)

Total Population:	5,266,215		
Total Value of Bonds:	\$958,986,000	Bond Value per Capita:	\$182.1
Total Bond Issuances:	93	Bond Value per Issue:	\$10,311,677
		Multi-District, Multi-Partisan Bond Value per Issue:	\$24,928,667
		Red Districts, Bond Value per Issue:	\$5,962,621
		Blue Districts, Bond Value per Issue:	\$8,411,020

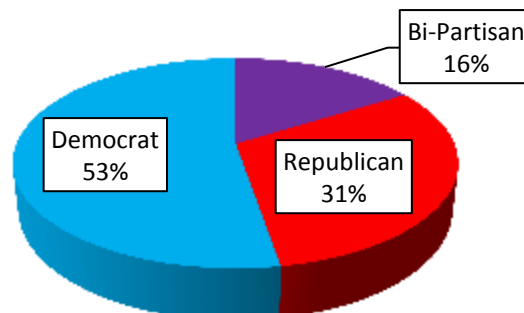
US House of Representatives, 111th Congress, by Party



Bond Issuance, by Party of District Benefited by Bonds, Total Value of Bonds Issued



Bond Issuance, by Party of District Benefited by Bonds, Number of Issuances



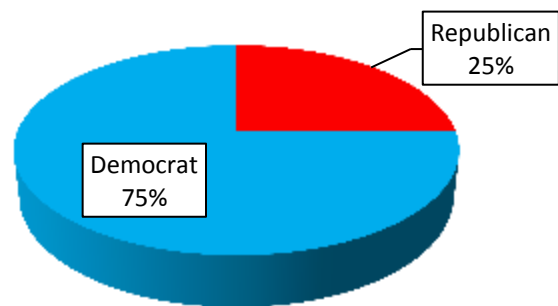
Mississippi

Build America Bonds by Political Party of Congressional District, 111th Congress

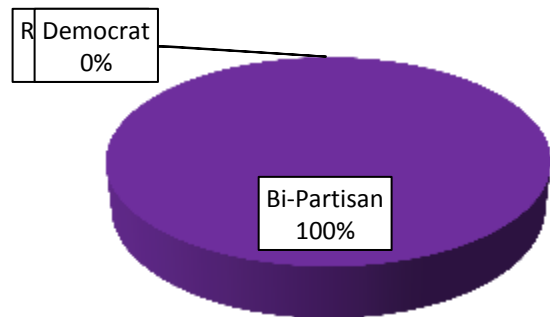
Governor: Haley Barbour (R)
Senator #1: Thad Cochran (R)
Senator #2: Roger Wicker (R)

Total Population:	2,951,996		
Total Value of Bonds:	\$323,245,000	Bond Value per Capita:	\$109.5
Total Bond Issuances:	4	Bond Value per Issue:	\$80,811,250
	Multi-District,Multi-Partisan	Bond Value per Issue:	\$80,811,250
	Red Districts,	Bond Value per Issue:	NA
	Blue Districts,	Bond Value per Issue:	NA

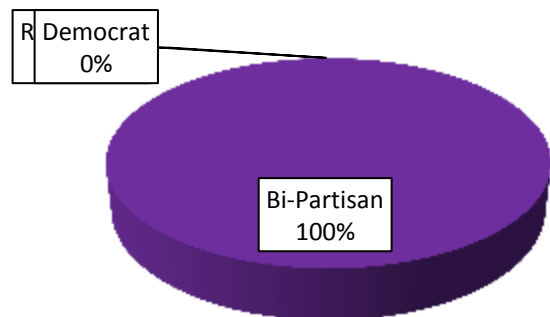
US House of Representatives, 111th Congress, by Party



Bond Issuance, by Party of District Benefited by Bonds, Total Value of Bonds Issued



Bond Issuance, by Party of District Benefited by Bonds, Number of Issuances



Missouri

Build America Bonds by Political Party of Congressional District, 111th Congress

Governor: Jay Nixon (D)

Senator #1: Kit Bond (R)

Senator #2: Claire McCaskill (D)

Total Population: 5,987,580

Total Value of Bonds: \$2,125,144,000

Total Bond Issuances: 87

Bond Value per Capita: \$354.9

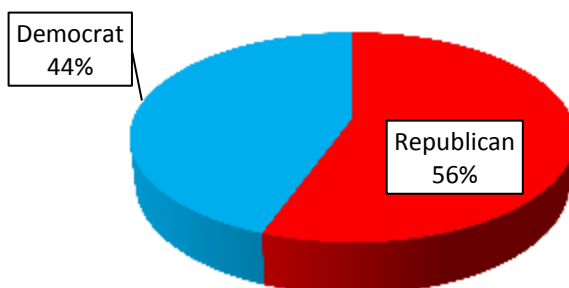
Bond Value per Issue: \$24,426,943

Multi-District, Multi-Partisan Bond Value per Issue: \$50,232,625

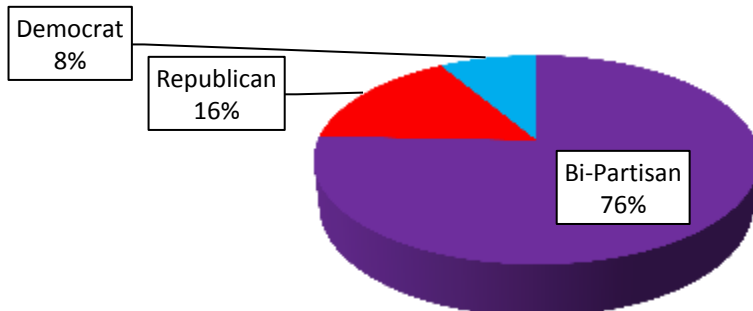
Red Districts, Bond Value per Issue: \$8,867,474

Blue Districts, Bond Value per Issue: \$10,631,529

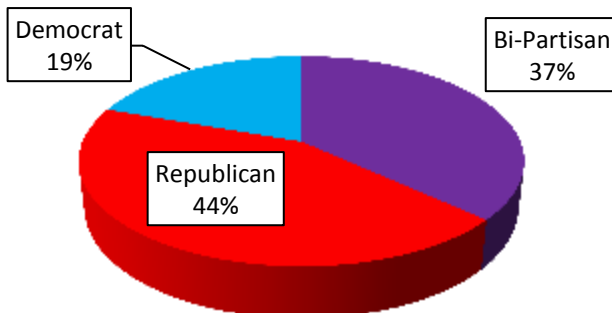
US House of Representatives, 111th Congress, by Party



Bond Issuance, by Party of District Benefited by Bonds, Total Value of Bonds Issued



Bond Issuance, by Party of District Benefited by Bonds, Number of Issuances



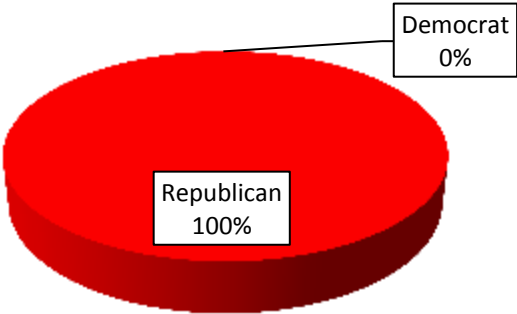
Montana

Build America Bonds by Political Party of Congressional District, 111th Congress

Governor: Brian Schweitzer (D)
Senator #1: Max Baucus (D)
Senator #2: Jon Tester (D)

Total Population:	974,989		
Total Value of Bonds:	\$0	Bond Value per Capita:	\$0.0
Total Bond Issuances:	0	Bond Value per Issue:	NA
	Multi-District,Multi-Partisan	Bond Value per Issue:	NA
	Red Districts,	Bond Value per Issue:	NA
	Blue Districts,	Bond Value per Issue:	NA

US House of Representatives, 111th Congress, by Party



Bond Issuance, by Party of District Benefited by Bonds, Total Value of Bonds Issued

NA - No Bond Issuances

Bond Issuance, by Party of District Benefited by Bonds, Number of Issuances

NA - No Bond Issuances

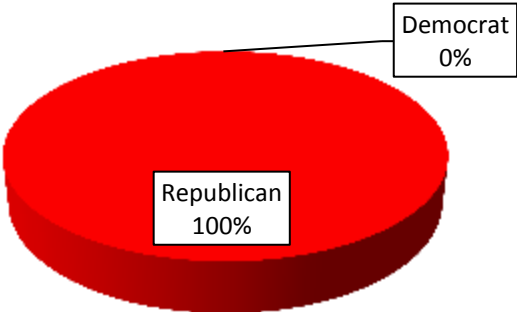
Nebraska

Build America Bonds by Political Party of Congressional District, 111th Congress

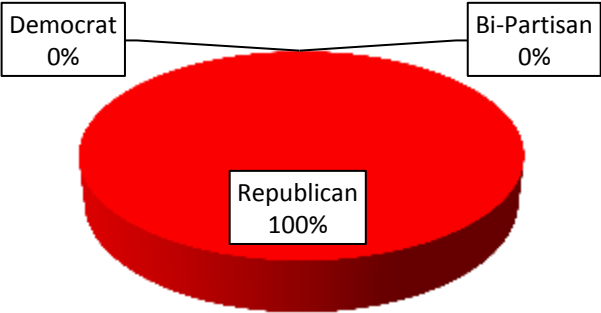
Governor: Dave Heineman (R)
Senator #1: Mike Johanns (R)
Senator #2: Ben Nelson (D)

Total Population:	1,796,622		
Total Value of Bonds:	\$699,085,000	Bond Value per Capita:	\$389.1
Total Bond Issuances:	36	Bond Value per Issue:	\$19,419,028
	Multi-District,Multi-Partisan	Bond Value per Issue:	NA
	Red Districts,	Bond Value per Issue:	\$19,419,028
	Blue Districts,	Bond Value per Issue:	NA

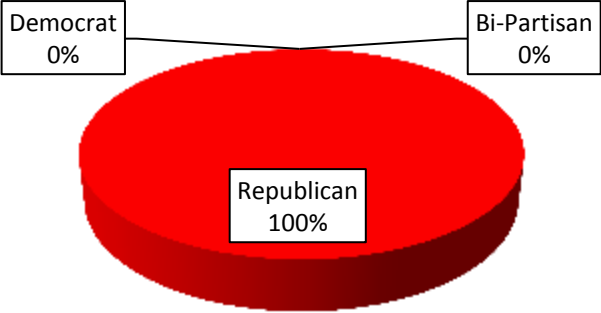
US House of Representatives, 111th Congress, by Party



Bond Issuance, by Party of District Benefited by Bonds, Total Value of Bonds Issued



Bond Issuance, by Party of District Benefited by Bonds, Number of Issuances



Nevada

Build America Bonds by Political Party of Congressional District, 111th Congress

Governor: Jim Gibbons (R)

Senator #1: John Ensign (R)

Senator #2: Harry Reid (D)

Total Population: 2,643,085

Total Value of Bonds: \$2,271,461,000

Total Bond Issuances: 20

Bond Value per Capita: \$859.4

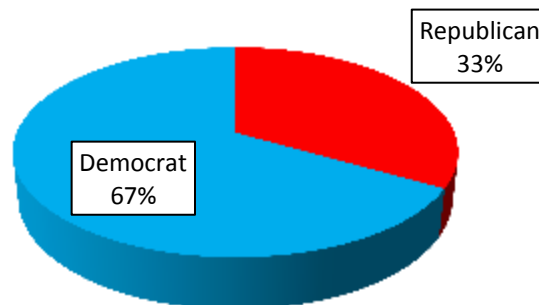
Bond Value per Issue: \$113,573,050

Multi-District, Multi-Partisan Bond Value per Issue: \$175,937,727

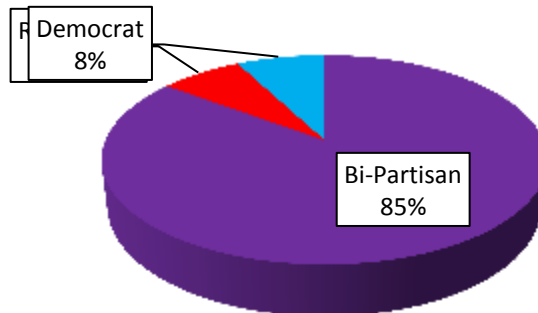
Red Districts, Bond Value per Issue: \$20,205,750

Blue Districts, Bond Value per Issue: NA

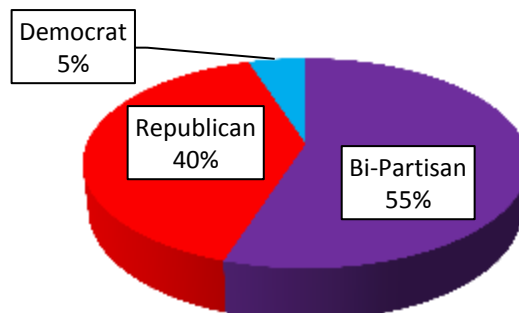
US House of Representatives, 111th Congress, by Party



Bond Issuance, by Party of District Benefited by Bonds, Total Value of Bonds Issued



Bond Issuance, by Party of District Benefited by Bonds, Number of Issuances



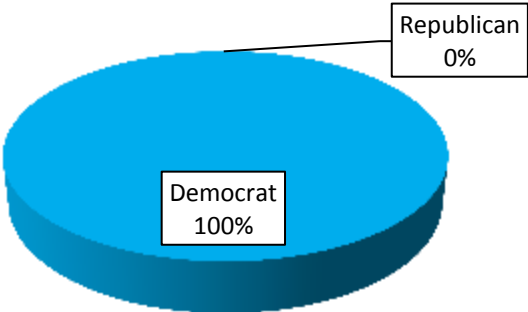
New Hampshire

Build America Bonds by Political Party of Congressional District, 111th Congress

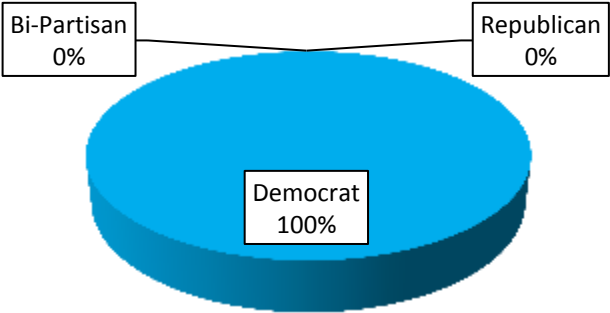
Governor: John Lynch (D)
Senator #1: Judd Gregg (R)
Senator #2: Jeanne Shaheen (D)

Total Population:	1,324,575		
Total Value of Bonds:	\$297,540,000	Bond Value per Capita:	\$224.6
Total Bond Issuances:	4	Bond Value per Issue:	\$74,385,000
	Multi-District,Multi-Partisan	Bond Value per Issue:	NA
	Red Districts,	Bond Value per Issue:	NA
	Blue Districts,	Bond Value per Issue:	\$74,385,000

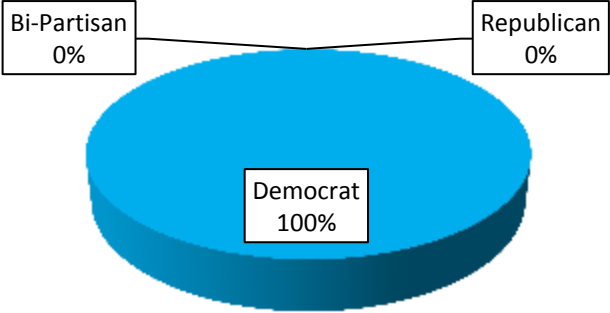
US House of Representatives, 111th Congress, by Party



Bond Issuance, by Party of District Benefited by Bonds, Total Value of Bonds Issued



Bond Issuance, by Party of District Benefited by Bonds, Number of Issuances



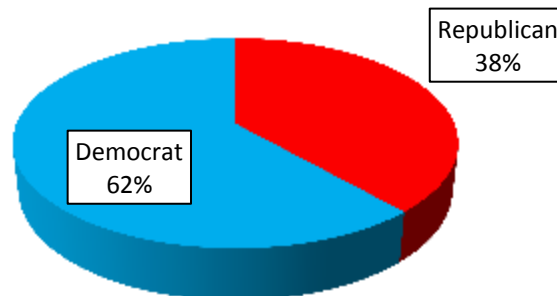
New Jersey

Build America Bonds by Political Party of Congressional District, 111th Congress

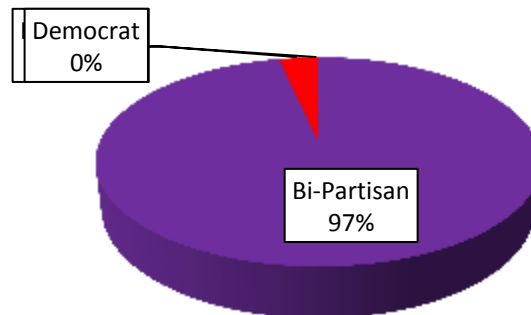
Governor: Chris Christie (R)
Senator #1: Frank Lautenberg (D)
Senator #2: Bob Menendez (D)

Total Population:	8,707,740		
Total Value of Bonds:	\$3,829,718,000	Bond Value per Capita:	\$439.8
Total Bond Issuances:	25	Bond Value per Issue:	\$153,188,720
		Multi-District, Multi-Partisan Bond Value per Issue:	\$168,054,409
		Red Districts, Bond Value per Issue:	\$44,173,667
		Blue Districts, Bond Value per Issue:	NA

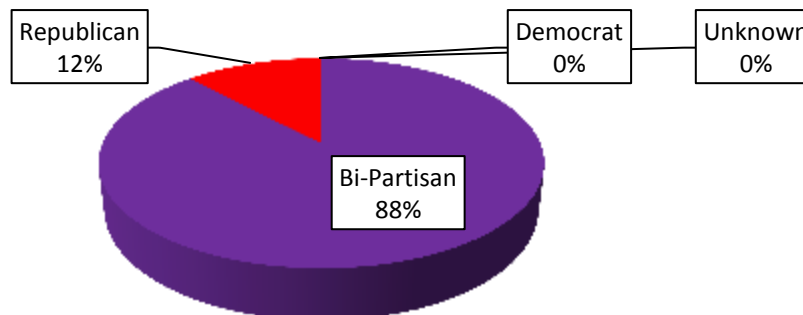
US House of Representatives, 111th Congress, by Party



Bond Issuance, by Party of District Benefited by Bonds, Total Value of Bonds Issued



Bond Issuance, by Party of District Benefited by Bonds, Number of Issuances



New Mexico

Build America Bonds by Political Party of Congressional District, 111th Congress

Governor: Bill Richardson (D)

Senator #1: Jeff Bingaman (D)

Senator #2: Tom Udall (D)

Total Population: 2,009,671

Total Value of Bonds: \$142,930,000

Total Bond Issuances: 6

Bond Value per Capita: \$71.1

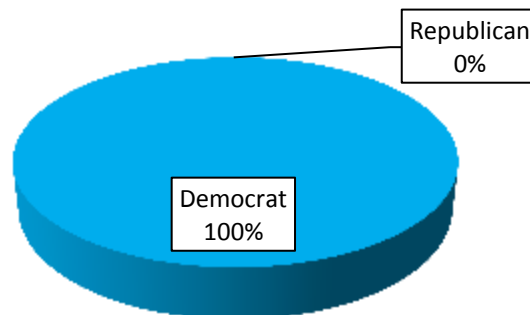
Bond Value per Issue: \$23,821,667

Multi-District, Multi-Partisan Bond Value per Issue: #DIV/0!

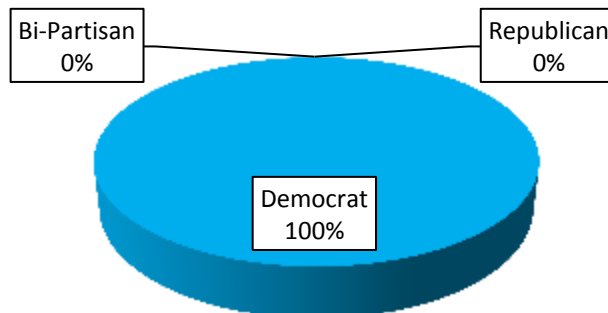
Red Districts, Bond Value per Issue: #DIV/0!

Blue Districts, Bond Value per Issue: \$23,821,667

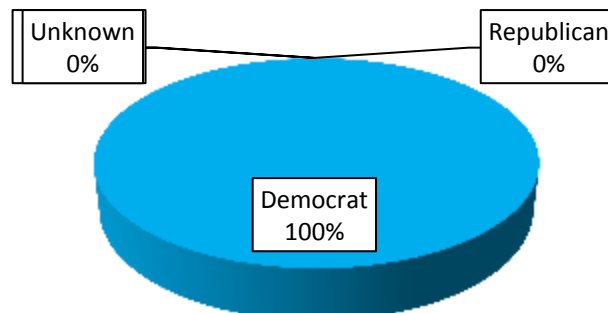
US House of Representatives, 111th Congress, by Party



Bond Issuance, by Party of District Benefited by Bonds, Total Value of Bonds Issued



Bond Issuance, by Party of District Benefited by Bonds, Number of Issuances



New York

Build America Bonds by Political Party of Congressional District, 111th Congress

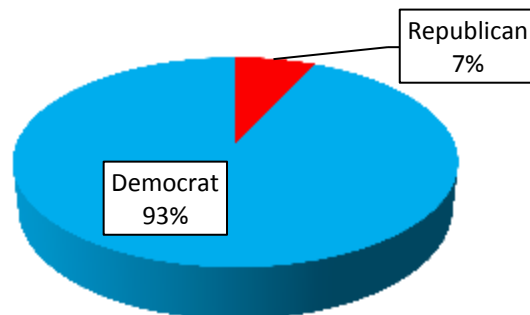
Governor: David Paterson (D)

Senator #1: Chuck Schumer (D)

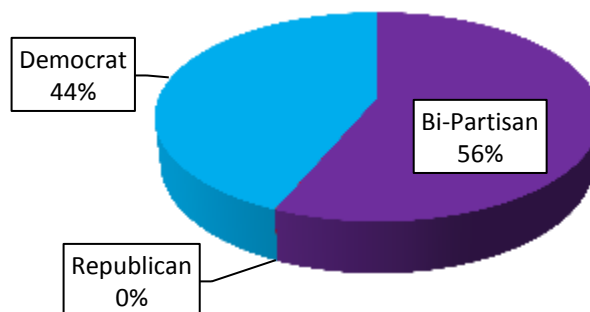
Senator #2: Kirsten Gillibrand (D)

Total Population:	19,541,453		
Total Value of Bonds:	\$14,979,975,000	Bond Value per Capita:	\$766.6
Total Bond Issuances:	47	Bond Value per Issue:	\$318,722,872
		Multi-District, Multi-Partisan Bond Value per Issue:	\$337,724,400
		Red Districts, Bond Value per Issue:	\$1,370,000
		Blue Districts, Bond Value per Issue:	\$311,214,048

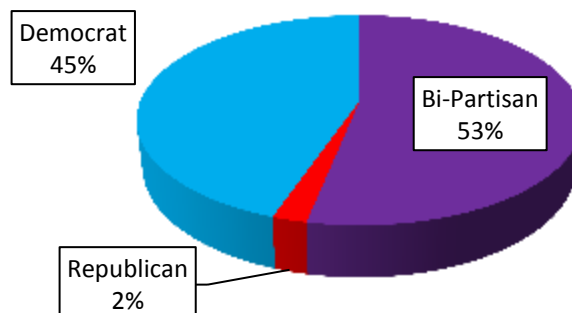
US House of Representatives, 111th Congress, by Party



Bond Issuance, by Party of District Benefited by Bonds, Total Value of Bonds Issued



Bond Issuance, by Party of District Benefited by Bonds, Number of Issuances



North Carolina

Build America Bonds by Political Party of Congressional District, 111th Congress

Governor: Beverly Perdue (D)

Senator #1: Richard Burr (R)

Senator #2: Kay Hagan (D)

Total Population: 9,380,884

Total Value of Bonds: \$1,092,970,000

Total Bond Issuances: 21

Bond Value per Capita: \$116.5

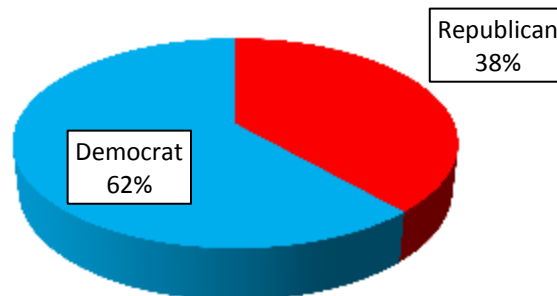
Bond Value per Issue: \$52,046,190

Multi-District, Multi-Partisan Bond Value per Issue: \$75,473,750

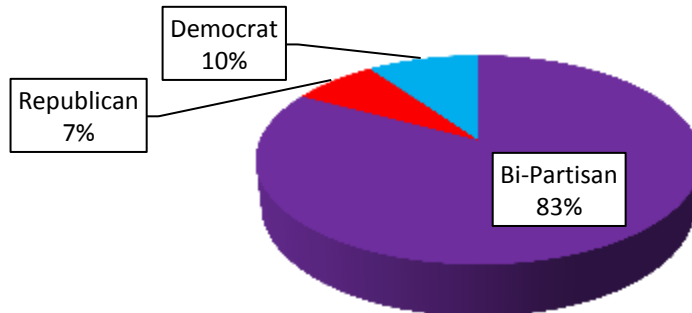
Red Districts, Bond Value per Issue: \$26,998,333

Blue Districts, Bond Value per Issue: \$17,715,000

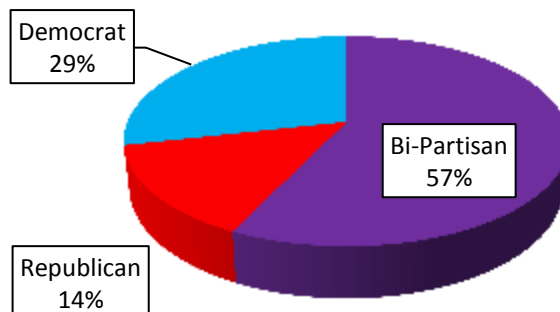
US House of Representatives, 111th Congress, by Party



Bond Issuance, by Party of District Benefited by Bonds, Total Value of Bonds Issued



Bond Issuance, by Party of District Benefited by Bonds, Number of Issuances



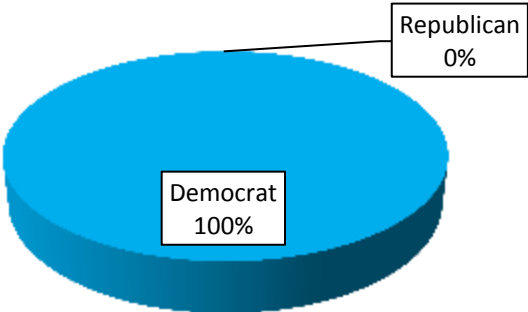
North Dakota

Build America Bonds by Political Party of Congressional District, 111th Congress

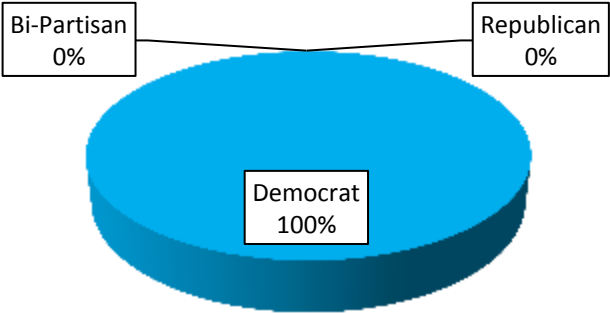
Governor: John Hoeven (R)
Senator #1: Kent Conrad (D)
Senator #2: Byron Dorgan (D)

Total Population:	646,844		
Total Value of Bonds:	\$58,090,000	Bond Value per Capita:	\$89.8
Total Bond Issuances:	6	Bond Value per Issue:	\$9,681,667
	Multi-District,Multi-Partisan	Bond Value per Issue:	NA
	Red Districts,	Bond Value per Issue:	NA
	Blue Districts,	Bond Value per Issue:	\$9,681,667

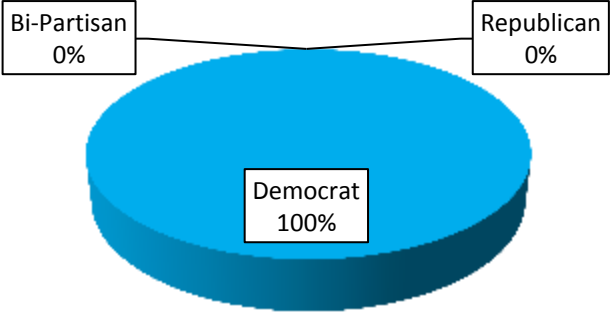
US House of Representatives, 111th Congress, by Party



Bond Issuance, by Party of District Benefited by Bonds, Total Value of Bonds Issued



Bond Issuance, by Party of District Benefited by Bonds, Number of Issuances



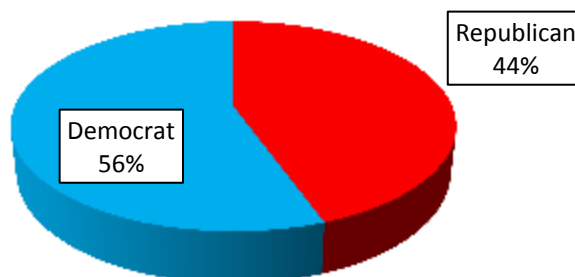
Ohio

Build America Bonds by Political Party of Congressional District, 111th Congress

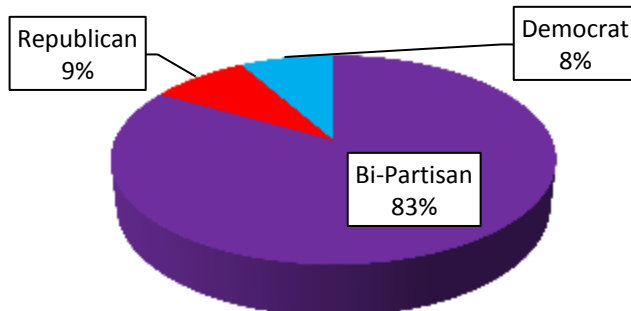
Governor: Ted Strickland (D)
Senator #1: George Voinovich (R)
Senator #2: Sherrod Brown (D)

Total Population:	11,542,645		
Total Value of Bonds:	\$5,356,559,000	Bond Value per Capita:	\$464.1
Total Bond Issuances:	98	Bond Value per Issue:	\$54,658,765
		Multi-District, Multi-Partisan Bond Value per Issue:	\$94,939,255
		Red Districts, Bond Value per Issue:	\$16,922,185
		Blue Districts, Bond Value per Issue:	\$18,229,792

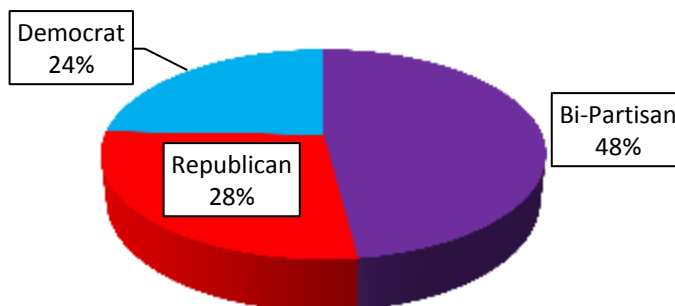
US House of Representatives, 111th Congress, by Party



Bond Issuance, by Party of District Benefited by Bonds, Total Value of Bonds Issued



Bond Issuance, by Party of District Benefited by Bonds, Number of Issuances



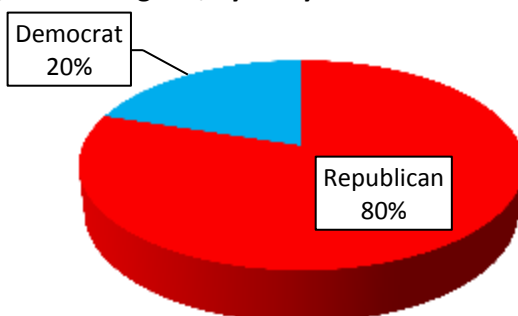
Oklahoma

Build America Bonds by Political Party of Congressional District, 111th Congress

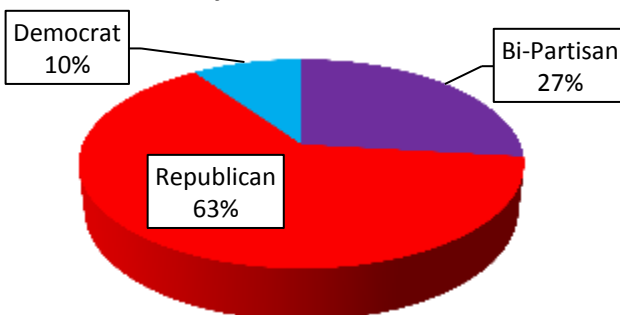
Governor: Brad Henry (D)
Senator #1: Jim Inhofe (R)
Senator #2: Tom Coburn (R)

Total Population:	3,687,050		
Total Value of Bonds:	\$815,990,000	Bond Value per Capita:	\$221.3
Total Bond Issuances:	29	Bond Value per Issue:	\$28,137,586
	Multi-District, Multi-Partisan	Bond Value per Issue:	\$54,771,250
	Red Districts,	Bond Value per Issue:	\$24,688,810
	Blue Districts,	Bond Value per Issue:	\$19,610,000

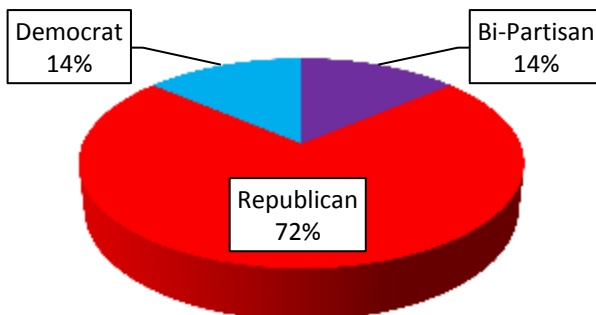
US House of Representatives, 111th Congress, by Party



Bond Issuance, by Party of District Benefited by Bonds, Total Value of Bonds Issued



Bond Issuance, by Party of District Benefited by Bonds, Number of Issuances



Oregon

Build America Bonds by Political Party of Congressional District, 111th Congress

Governor: Ted Kulongoski (D)

Senator #1: Ron Wyden (D)

Senator #2: Jeff Merkley (D)

Total Population: 3,825,657

Total Value of Bonds: \$931,890,000

Total Bond Issuances: 6

Bond Value per Capita:

\$243.6

Bond Value per Issue:

\$155,315,000

Multi-District, Multi-Partisan Bond Value per Issue:

\$273,366,667

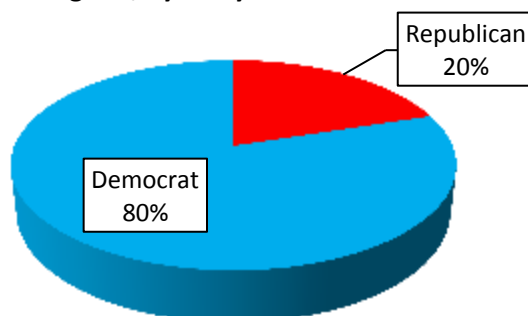
Red Districts, Bond Value per Issue:

NA

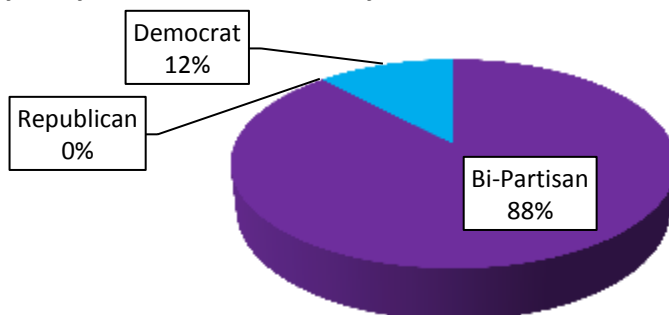
Blue Districts, Bond Value per Issue:

\$37,263,333

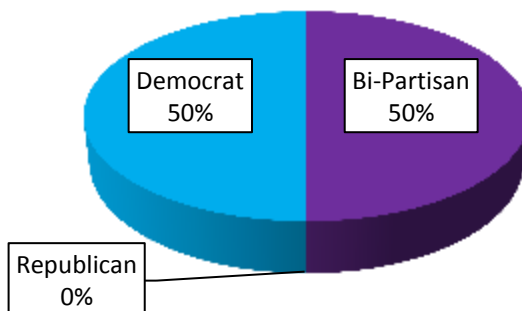
US House of Representatives, 111th Congress, by Party



Bond Issuance, by Party of District Benefited by Bonds, Total Value of Bonds Issued



Bond Issuance, by Party of District Benefited by Bonds, Number of Issuances



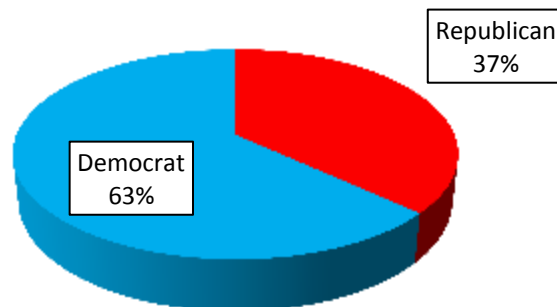
Pennsylvania

Build America Bonds by Political Party of Congressional District, 111th Congress

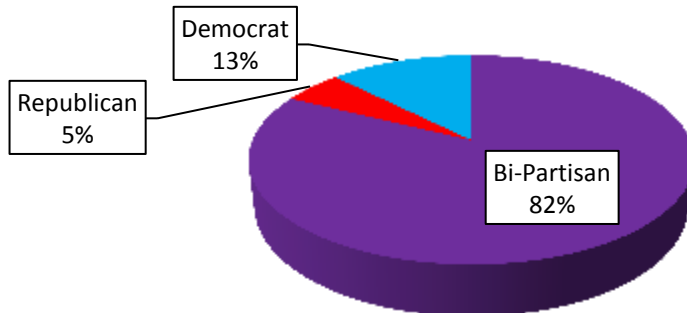
Governor: Ed Rendell (D)
Senator #1: Arlen Specter (D)
Senator #2: Bob Casey, Jr. (D)

Total Population:	12,604,767		
Total Value of Bonds:	\$4,230,610,000	Bond Value per Capita:	\$335.6
Total Bond Issuances:	49	Bond Value per Issue:	\$86,338,980
		Multi-District, Multi-Partisan Bond Value per Issue:	\$158,443,409
		Red Districts, Bond Value per Issue:	\$18,153,750
		Blue Districts, Bond Value per Issue:	\$35,134,000

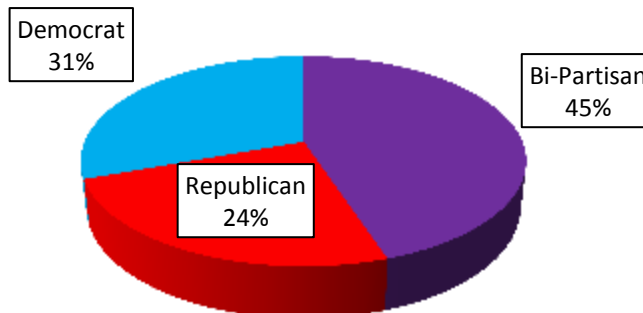
US House of Representatives, 111th Congress, by Party



Bond Issuance, by Party of District Benefited by Bonds, Total Value of Bonds Issued



Bond Issuance, by Party of District Benefited by Bonds, Number of Issuances



Puerto Rico

Build America Bonds by Political Party of Congressional District, 111th Congress

Governor: Luis Fortuno (I)

Senator #1: NA

Senator #2: NA

Total Population: 3,967,288

Total Value of Bonds: \$657,280,000

Total Bond Issuances: 4

Bond Value per Capita:

\$165.7

Bond Value per Issue:

\$164,320,000

Multi-District, Multi-Partisan Bond Value per Issue:

NA

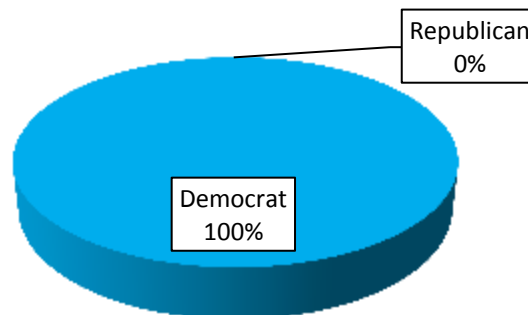
Red Districts, Bond Value per Issue:

NA

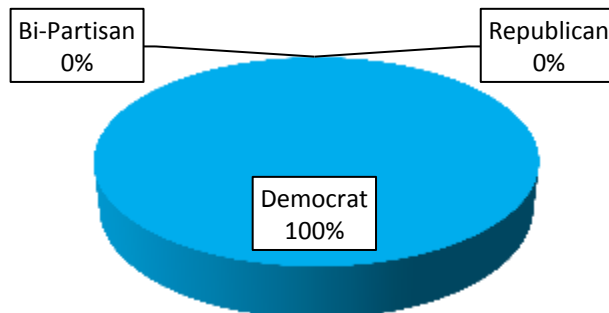
Blue Districts, Bond Value per Issue:

\$164,320,000

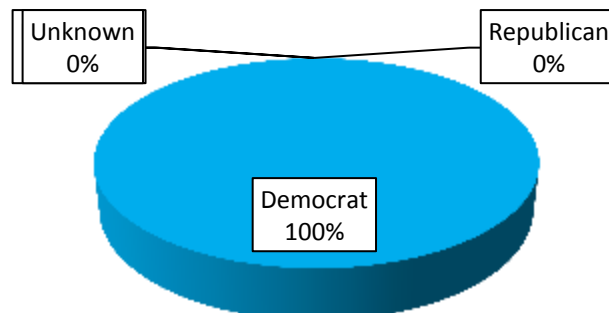
US House of Representatives, 111th Congress, by Party



Bond Issuance, by Party of District Benefited by Bonds, Total Value of Bonds Issued



Bond Issuance, by Party of District Benefited by Bonds, Number of Issuances



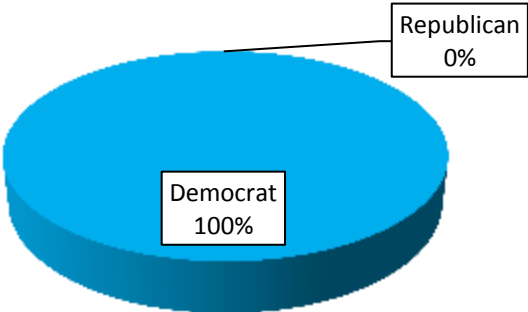
Rhode Island

Build America Bonds by Political Party of Congressional District, 111th Congress

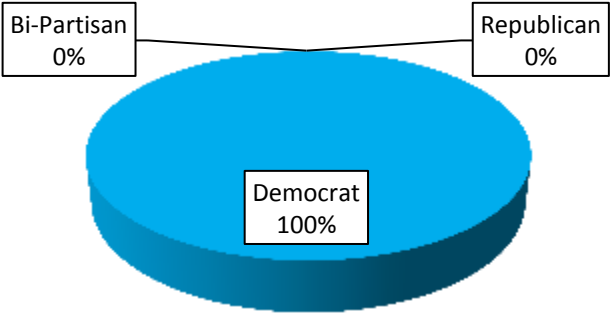
Governor: Donald Carcieri (R)
Senator #1: Jack Reed (D)
Senator #2: Sheldon Whitehouse (D)

Total Population:	1,053,209		
Total Value of Bonds:	\$12,000,000	Bond Value per Capita:	\$11.4
Total Bond Issuances:	1	Bond Value per Issue:	\$12,000,000
	Multi-District,Multi-Partisan	Bond Value per Issue:	NA
	Red Districts,	Bond Value per Issue:	NA
	Blue Districts,	Bond Value per Issue:	\$12,000,000

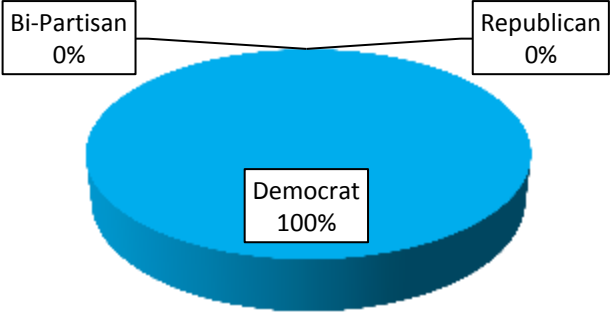
US House of Representatives, 111th Congress, by Party



Bond Issuance, by Party of District Benefited by Bonds, Total Value of Bonds Issued



Bond Issuance, by Party of District Benefited by Bonds, Number of Issuances



South Carolina

Build America Bonds by Political Party of Congressional District, 111th Congress

Governor: Mark Sanford (R)

Senator #1: Lindsey Graham (R)

Senator #2: Jim DeMint (R)

Total Population: 4,561,242

Total Value of Bonds: \$759,790,000

Total Bond Issuances: 27

Bond Value per Capita: \$166.6

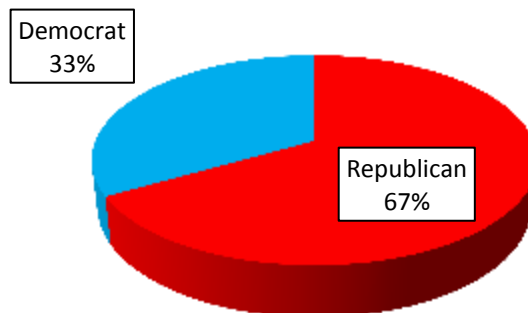
Bond Value per Issue: \$28,140,370

Multi-District, Multi-Partisan Bond Value per Issue: \$37,106,667

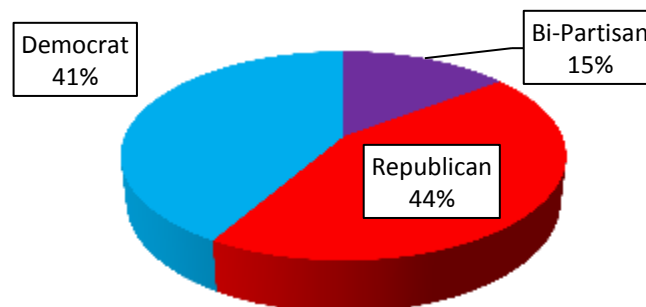
Red Districts, Bond Value per Issue: \$25,545,769

Blue Districts, Bond Value per Issue: \$28,761,364

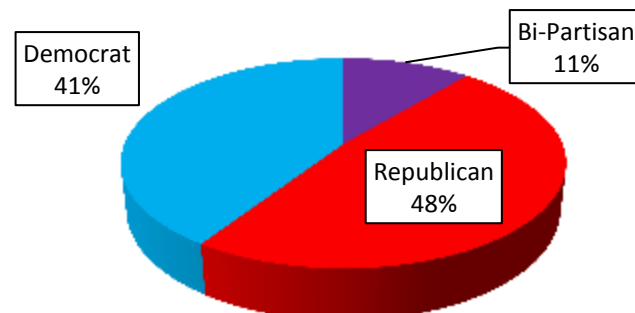
US House of Representatives, 111th Congress, by Party



Bond Issuance, by Party of District Benefited by Bonds, Total Value of Bonds Issued



Bond Issuance, by Party of District Benefited by Bonds, Number of Issuances



South Dakota

Build America Bonds by Political Party of Congressional District, 111th Congress

Governor: Mike Rounds (R)

Senator #1: John Thune (R)

Senator #2: Tim Johnson (D)

Total Population: 812,383

Total Value of Bonds: \$272,915,000

Total Bond Issuances: 18

Bond Value per Capita: \$335.9

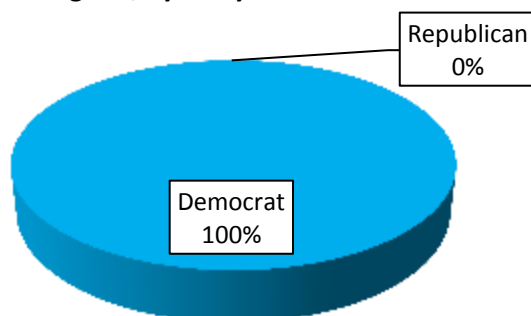
Bond Value per Issue: \$15,161,944

Multi-District, Multi-Partisan Bond Value per Issue: NA

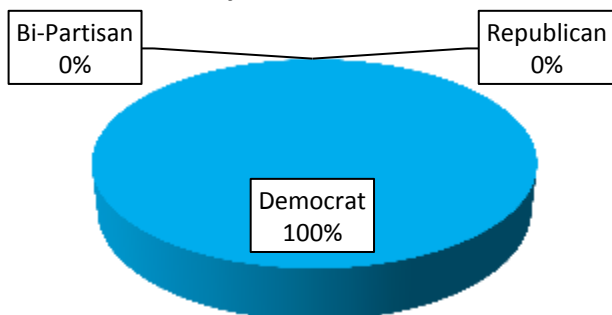
Red Districts, Bond Value per Issue: NA

Blue Districts, Bond Value per Issue: \$15,161,944

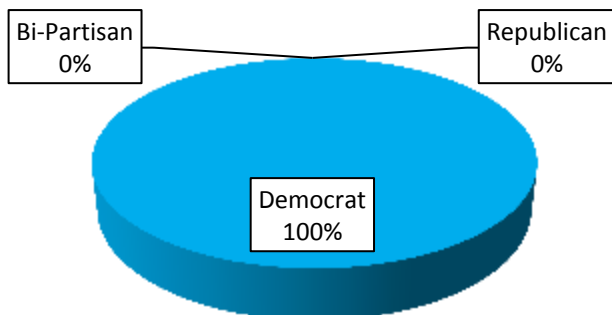
US House of Representatives, 111th Congress, by Party



Bond Issuance, by Party of District Benefited by Bonds, Total Value of Bonds Issued



Bond Issuance, by Party of District Benefited by Bonds, Number of Issuances



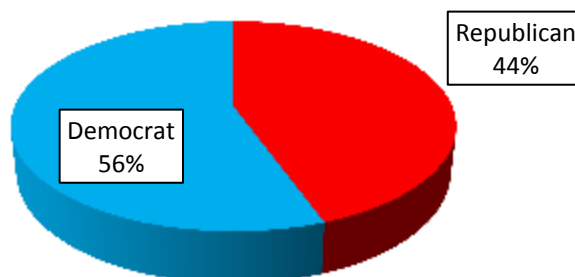
Tennessee

Build America Bonds by Political Party of Congressional District, 111th Congress

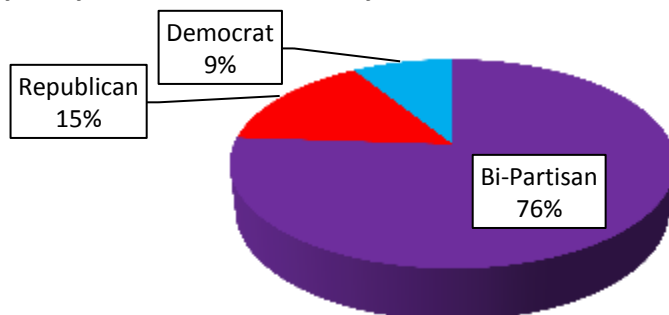
Governor: Phil Bredesen (D)
Senator #1: Lamar Alexander (R)
Senator #2: Bob Corker (R)

Total Population:	6,296,254		
Total Value of Bonds:	\$1,469,205,000	Bond Value per Capita:	\$233.3
Total Bond Issuances:	32	Bond Value per Issue:	\$45,912,656
	Multi-District, Multi-Partisan	Bond Value per Issue:	\$111,807,500
	Red Districts,	Bond Value per Issue:	\$15,879,286
	Blue Districts,	Bond Value per Issue:	\$16,102,500

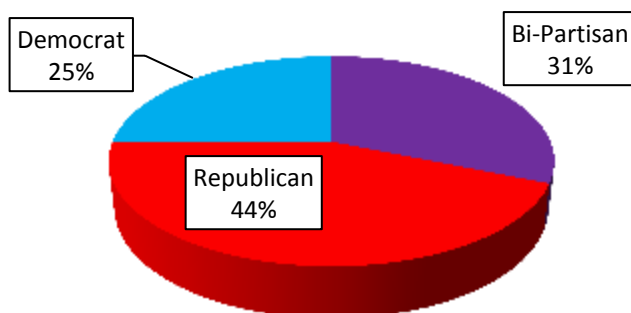
US House of Representatives, 111th Congress, by Party



Bond Issuance, by Party of District Benefited by Bonds, Total Value of Bonds Issued



Bond Issuance, by Party of District Benefited by Bonds, Number of Issuances



Texas

Build America Bonds by Political Party of Congressional District, 111th Congress

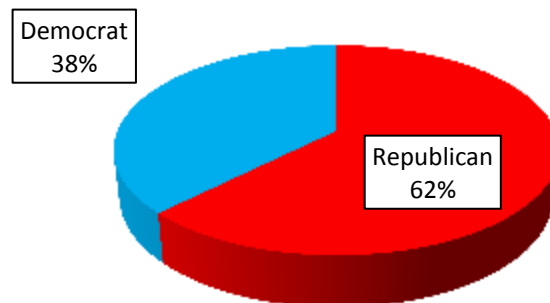
Governor: Rick Perry (R)

Senator #1: Kay Bailey Hutchison (R)

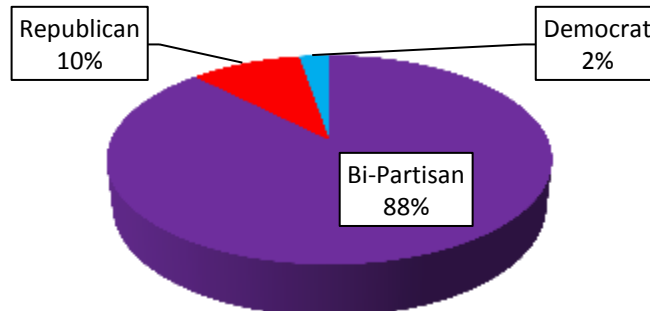
Senator #2: John Cornyn (R)

Total Population:	31,078,556		
Total Value of Bonds:	\$13,896,849,000	Bond Value per Capita:	\$447.2
Total Bond Issuances:	78	Bond Value per Issue:	\$178,164,731
		Multi-District, Multi-Partisan Bond Value per Issue:	\$283,342,558
		Red Districts, Bond Value per Issue:	\$58,432,565
		Blue Districts, Bond Value per Issue:	\$30,764,167

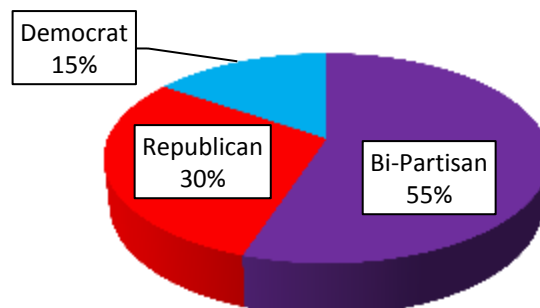
US House of Representatives, 111th Congress, by Party



Bond Issuance, by Party of District Benefited by Bonds, Total Value of Bonds Issued



Bond Issuance, by Party of District Benefited by Bonds, Number of Issuances



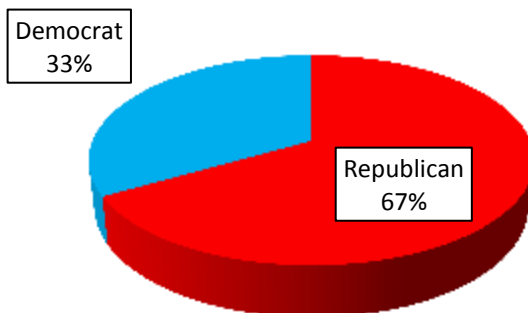
Utah

Build America Bonds by Political Party of Congressional District, 111th Congress

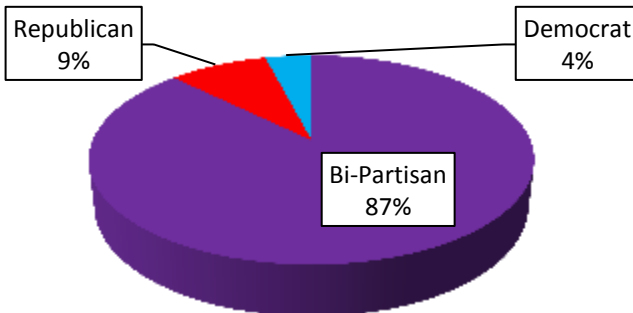
Governor: Gary Herbert (R)
Senator #1: Orrin Hatch (R)
Senator #2: Robert Foster Bennett (R)

Total Population:	2,784,572		
Total Value of Bonds:	\$2,583,010,000	Bond Value per Capita:	\$927.6
Total Bond Issuances:	39	Bond Value per Issue:	\$66,231,026
	Multi-District, Multi-Partisan	Bond Value per Issue:	\$102,589,773
	Red Districts,	Bond Value per Issue:	\$20,158,636
	Blue Districts,	Bond Value per Issue:	\$17,381,667

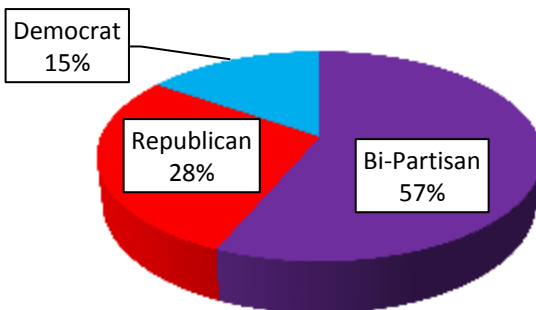
US House of Representatives, 111th Congress, by Party



Bond Issuance, by Party of District Benefited by Bonds, Total Value of Bonds Issued



Bond Issuance, by Party of District Benefited by Bonds, Number of Issuances



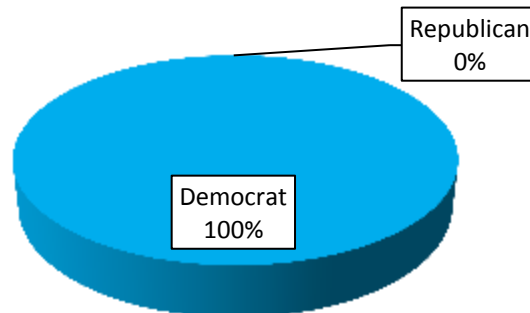
Vermont

Build America Bonds by Political Party of Congressional District, 111th Congress

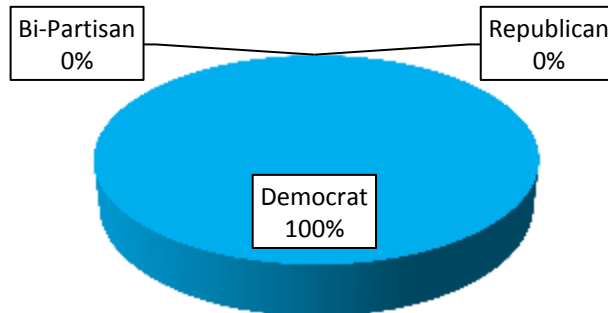
Governor: Jim Douglas (R)
Senator #1: Patrick Leahy (D)
Senator #2: Bernie Sanders (I)

Total Population:	621,760		
Total Value of Bonds:	\$49,800,000	Bond Value per Capita:	\$80.1
Total Bond Issuances:	2	Bond Value per Issue:	\$24,900,000
	Multi-District,Multi-Partisan	Bond Value per Issue:	NA
	Red Districts,	Bond Value per Issue:	NA
	Blue Districts,	Bond Value per Issue:	\$24,900,000

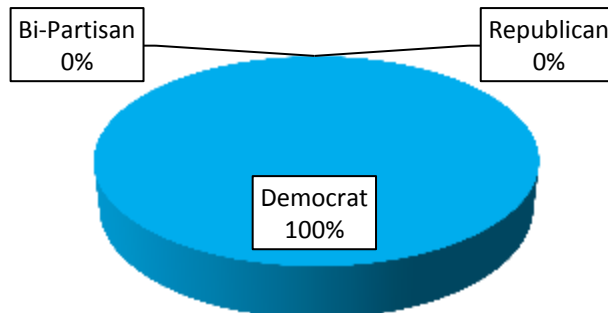
US House of Representatives, 111th Congress, by Party



Bond Issuance, by Party of District Benefited by Bonds, Total Value of Bonds Issued



Bond Issuance, by Party of District Benefited by Bonds, Number of Issuances



Virgin Islands

Build America Bonds by Political Party of Congressional District, 111th Congress

Governor: NA

Senator #1: NA

Senator #2: NA

Total Population: 108,612

Total Value of Bonds: \$37,330,000

Total Bond Issuances: 1

Bond Value per Capita: \$343.7

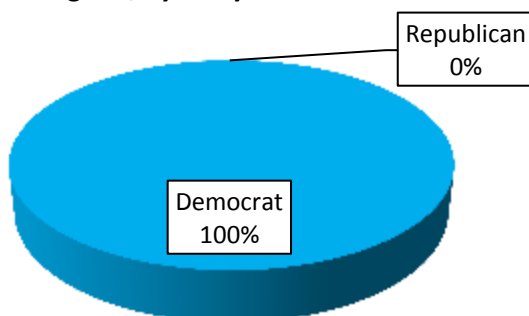
Bond Value per Issue: \$37,330,000

Multi-District, Multi-Partisan Bond Value per Issue: NA

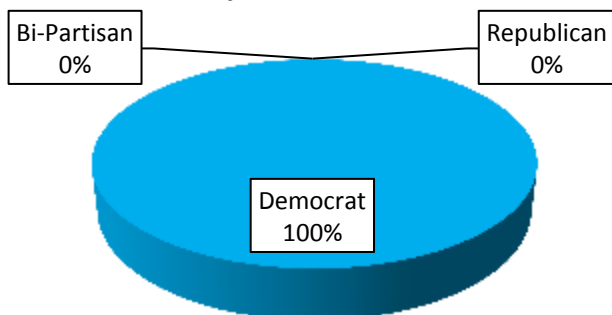
Red Districts, Bond Value per Issue: NA

Blue Districts, Bond Value per Issue: \$37,330,000

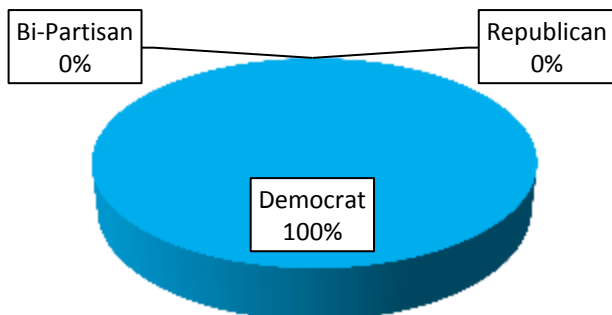
US House of Representatives, 111th Congress, by Party



Bond Issuance, by Party of District Benefited by Bonds, Total Value of Bonds Issued



Bond Issuance, by Party of District Benefited by Bonds, Number of Issuances



Virginia

Build America Bonds by Political Party of Congressional District, 111th Congress

Governor: Bob McDonnell (R)

Senator #1: Jim Webb (D)

Senator #2: Mark Warner (D)

Total Population: 7,882,590

Total Value of Bonds: \$2,757,700,000

Total Bond Issuances: 34

Bond Value per Capita: \$349.8

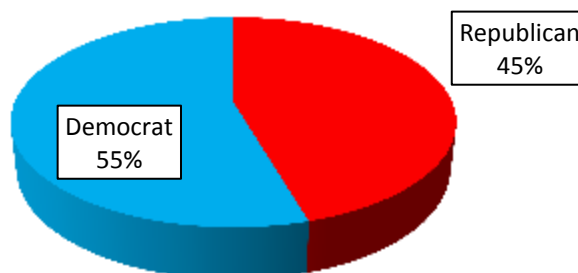
Bond Value per Issue: \$81,108,824

Multi-District, Multi-Partisan Bond Value per Issue: \$157,108,462

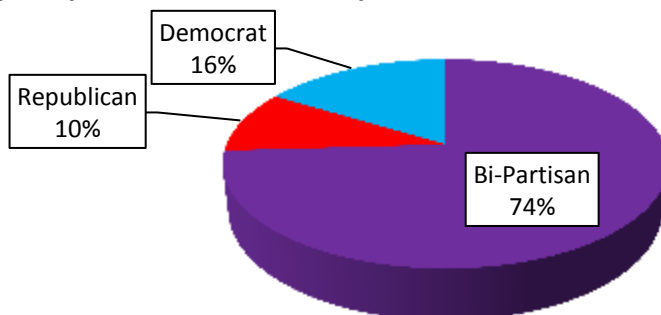
Red Districts, Bond Value per Issue: \$26,582,000

Blue Districts, Bond Value per Issue: \$40,860,909

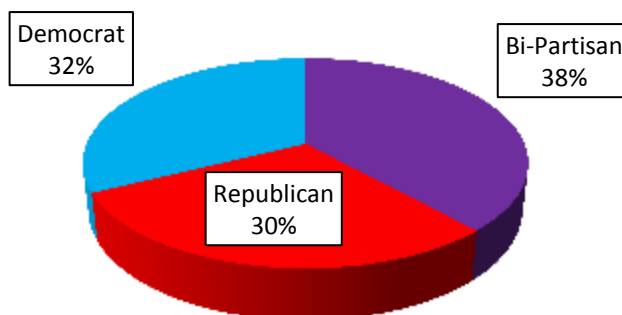
US House of Representatives, 111th Congress, by Party



Bond Issuance, by Party of District Benefited by Bonds, Total Value of Bonds Issued



Bond Issuance, by Party of District Benefited by Bonds, Number of Issuances



Washington

Build America Bonds by Political Party of Congressional District, 111th Congress

Governor: Christine Gregoire (D)

Senator #1: Patty Murray (D)

Senator #2: Maria Cantwell (D)

Total Population: 6,664,195

Total Value of Bonds: \$4,981,040,000

Total Bond Issuances: 65

Bond Value per Capita: \$747.4

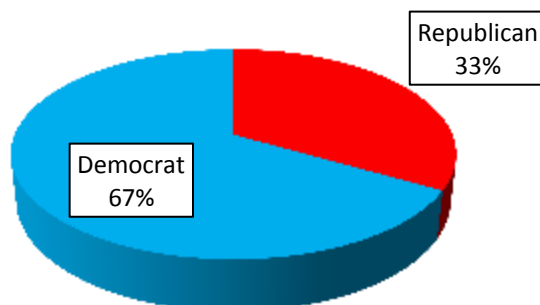
Bond Value per Issue: \$76,631,385

Multi-District, Multi-Partisan Bond Value per Issue: \$169,164,412

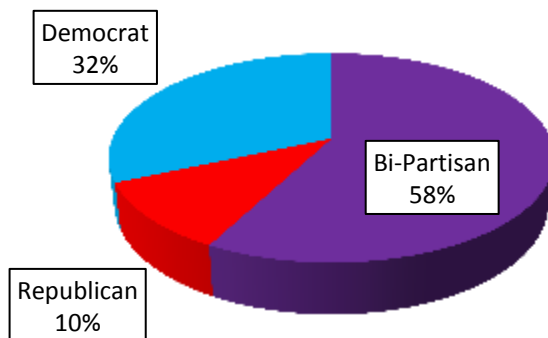
Red Districts, Bond Value per Issue: \$40,672,308

Blue Districts, Bond Value per Issue: \$45,043,000

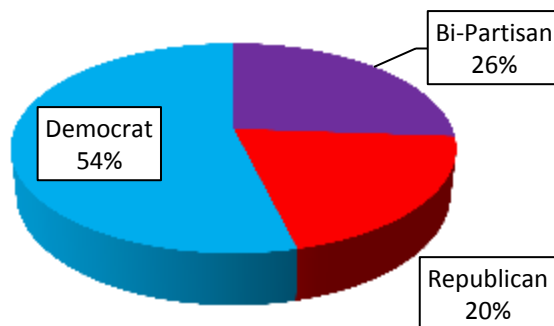
US House of Representatives, 111th Congress, by Party



Bond Issuance, by Party of District Benefited by Bonds, Total Value of Bonds Issued



Bond Issuance, by Party of District Benefited by Bonds, Number of Issuances



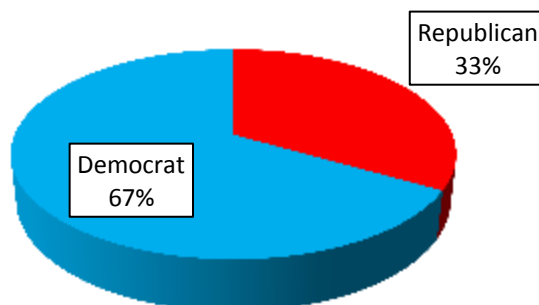
West Virginia

Build America Bonds by Political Party of Congressional District, 111th Congress

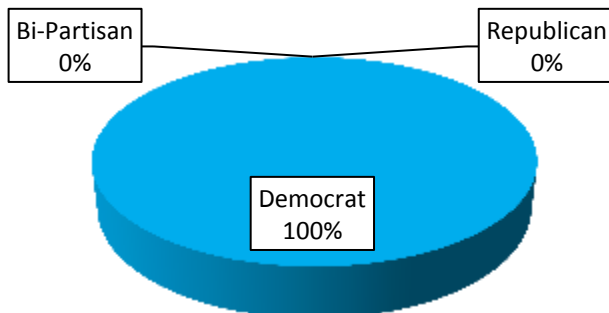
Governor: Joe Manchin (D)
Senator #1: Jay Rockefeller (D)
Senator #2: Carte Goodwin (D)

Total Population:	1,819,777		
Total Value of Bonds:	\$37,950,000	Bond Value per Capita:	\$20.9
Total Bond Issuances:	1	Bond Value per Issue:	\$37,950,000
	Multi-District, Multi-Partisan	Bond Value per Issue:	NA
	Red Districts,	Bond Value per Issue:	NA
	Blue Districts,	Bond Value per Issue:	\$37,950,000

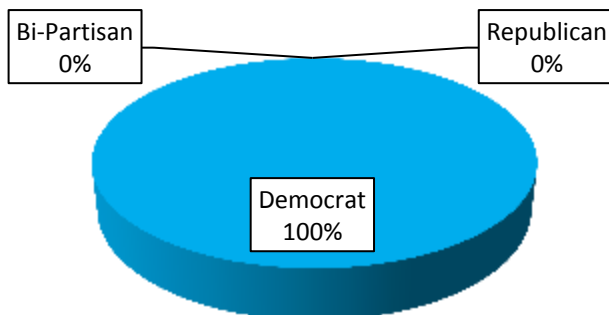
US House of Representatives, 111th Congress, by Party



Bond Issuance, by Party of District Benefited by Bonds, Total Value of Bonds Issued



Bond Issuance, by Party of District Benefited by Bonds, Number of Issuances



Wisconsin

Build America Bonds by Political Party of Congressional District, 111th Congress

Governor: Jim Doyle (D)

Senator #1: Herb Kohl (D)

Senator #2: Russ Feingold (D)

Total Population: 5,654,774

Total Value of Bonds: \$1,809,035,000

Total Bond Issuances: 119

Bond Value per Capita: \$319.9

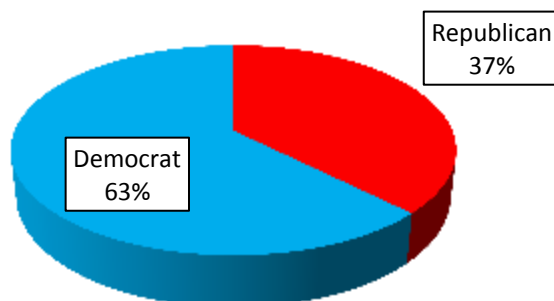
Bond Value per Issue: \$15,201,975

Multi-District, Multi-Partisan Bond Value per Issue: \$59,030,000

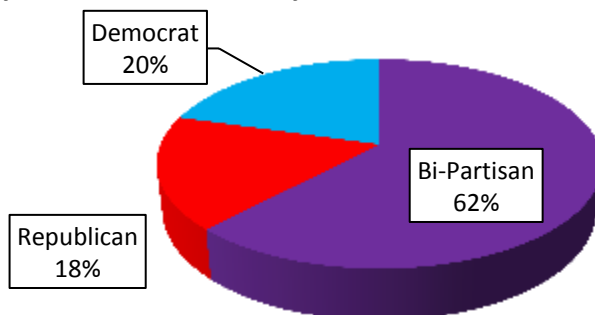
Red Districts, Bond Value per Issue: \$6,888,043

Blue Districts, Bond Value per Issue: \$6,863,241

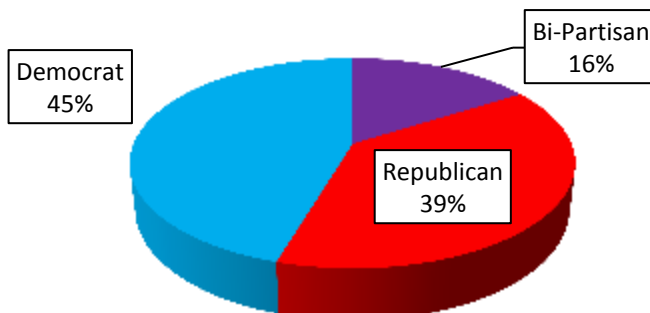
US House of Representatives, 111th Congress, by Party



Bond Issuance, by Party of District Benefited by Bonds, Total Value of Bonds Issued



Bond Issuance, by Party of District Benefited by Bonds, Number of Issuances



Wyoming

Build America Bonds by Political Party of Congressional District, 111th Congress

Governor: Dave Freudenthal (D)

Senator #1: Mike Enzi (R)

Senator #2: John Barrasso (R)

Total Population: 544,270

Total Value of Bonds: \$141,820,000

Total Bond Issuances: 6

Bond Value per Capita:

\$260.6

Bond Value per Issue:

\$23,636,667

Multi-District, Multi-Partisan Bond Value per Issue:

NA

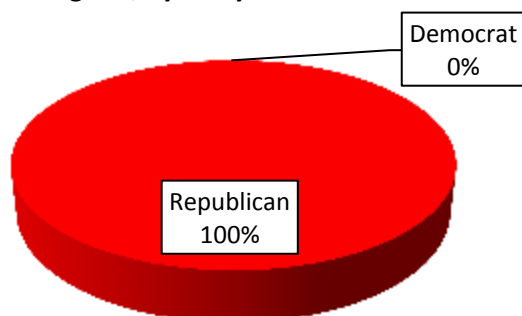
Red Districts, Bond Value per Issue:

\$23,636,667

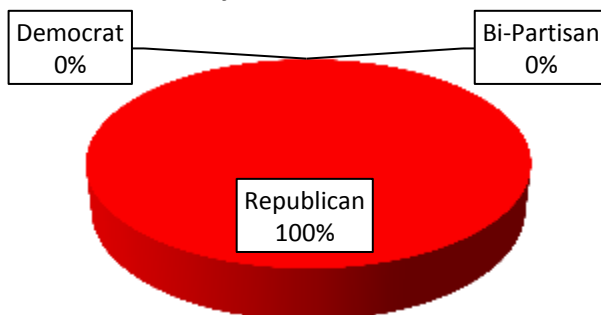
Blue Districts, Bond Value per Issue:

NA

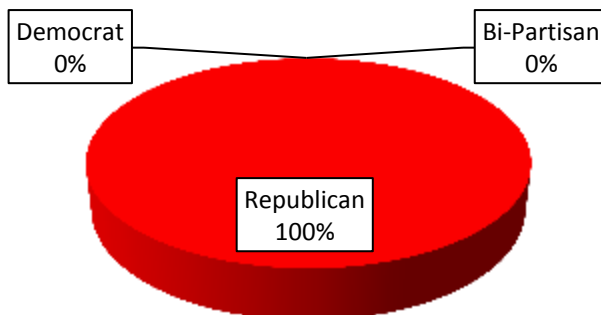
US House of Representatives, 111th Congress, by Party



Bond Issuance, by Party of District Benefited by Bonds, Total Value of Bonds Issued



Bond Issuance, by Party of District Benefited by Bonds, Number of Issuances





CENTER ON LAW & PUBLIC FINANCE